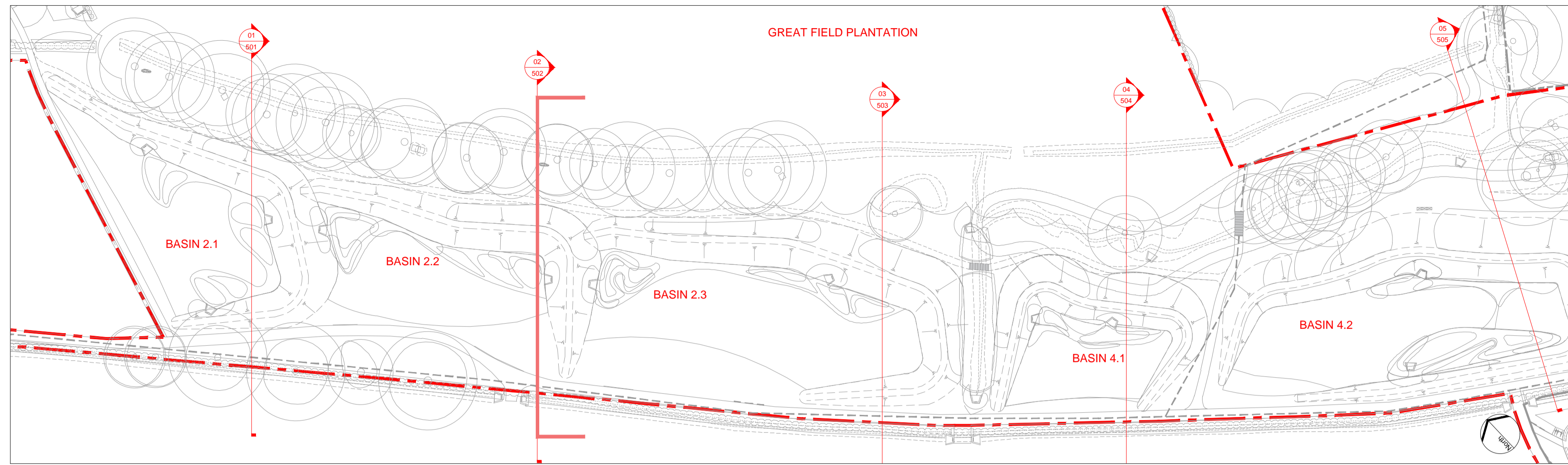
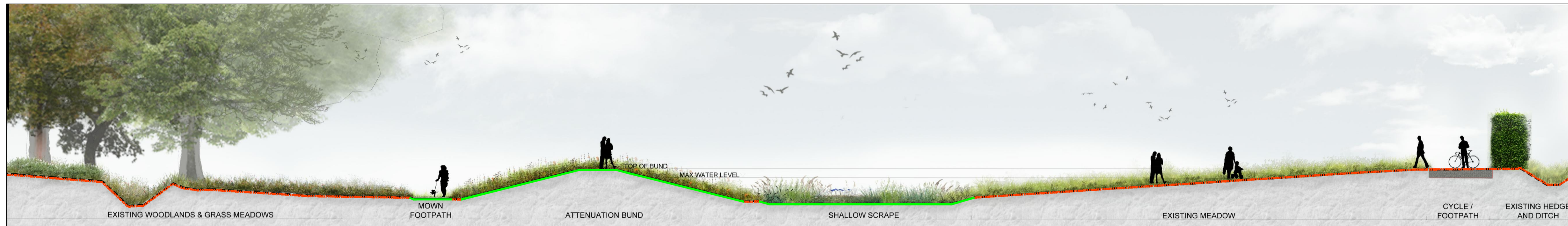




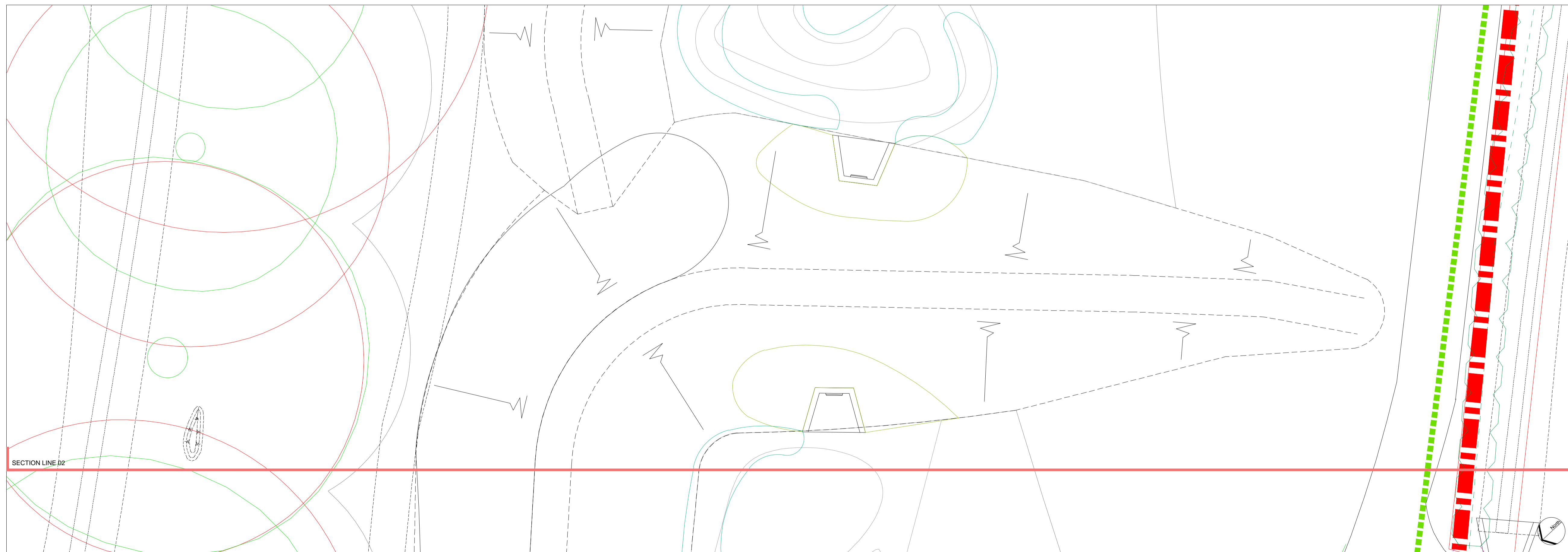
01 LOCATION PLAN
502 PLAN VIEW



02 SECTION LINE VIEW
502 PLAN VIEW



03 SECTION VIEW OF MOUND
502 PLAN VIEW



04 PLAN VIEW OF MOUND
502 PLAN VIEW

No dimensions are to be scaled from this drawing.
All dimensions are to be checked on site.
Area measurements for indicative purposes only.

This drawing is the property of Exterior Architecture Ltd.
No part of the drawing may be reproduced in any manner
without permission from Exterior Architecture Ltd.

Client
REDROW LTD

----	----	----
----	----	----
----	----	----
----	----	----
----	----	----
----	----	----
B	Council comments	25.02.2020
A	Council comments	09.12.2019
Rev	Description	Date

EXTERIOR ARCHITECTURE
 LONDON: Studio 1S, Hewlett House, Havelock Terrace, London, SW8 4AS
 MANCHESTER: Studio 537, The Royal Exchange, St Anns Square, Manchester, M2 7DH
 E-Mail: office@exteriorarchitecture.com
 Web: www.exteriorarchitecture.com

Project title
GREAT WILSEY PARK, HAVERHILL

Drawing title
ATTENUATION BUND SECTION 2

Issued By	London	T: 020 7978 2101
Scale	1:125 @ A1	Drawn SC
Status	PLANNING	Checked RP
Date	09.07.2019	Approved LP

Drawing number	Revision
ExA_1868_P_502	B

P:\LONDON PROJECTS\2018\1868_GREAT WILSEY PARK, HAVERHILL\01 CAD\02 SHEET LAYOUT\EXA_1868_P_502 ATTENUATION BUND SECTION 2.DWG