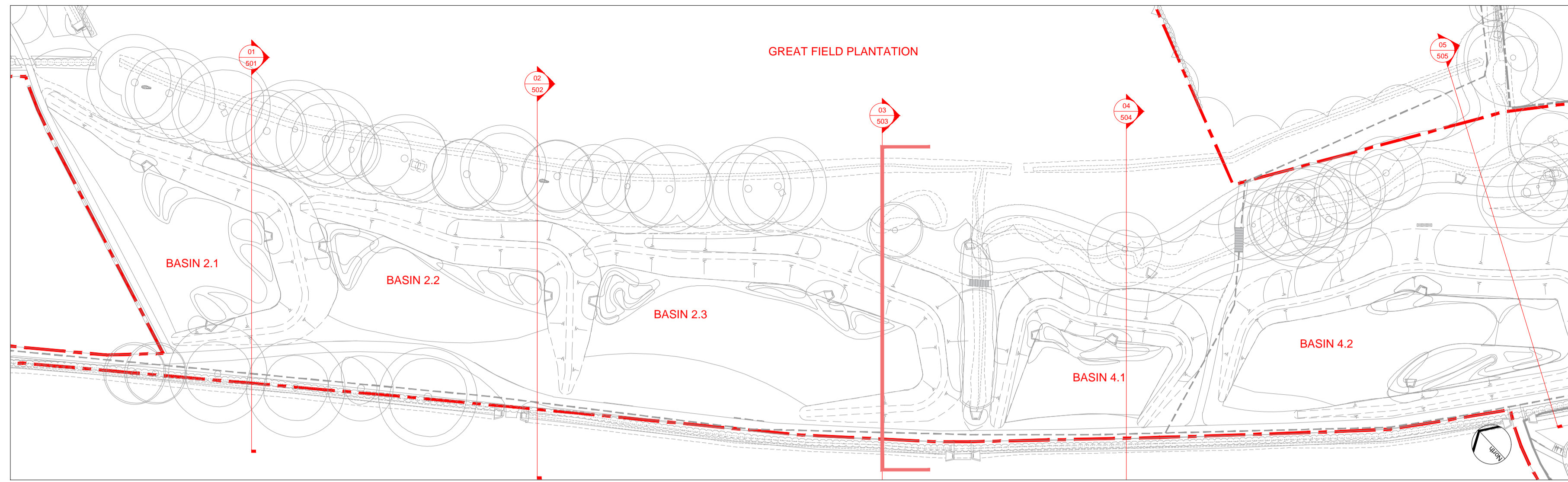
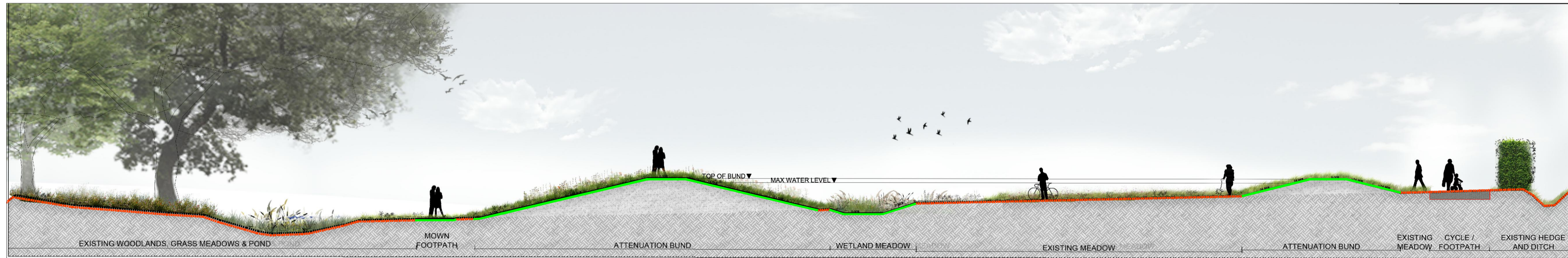


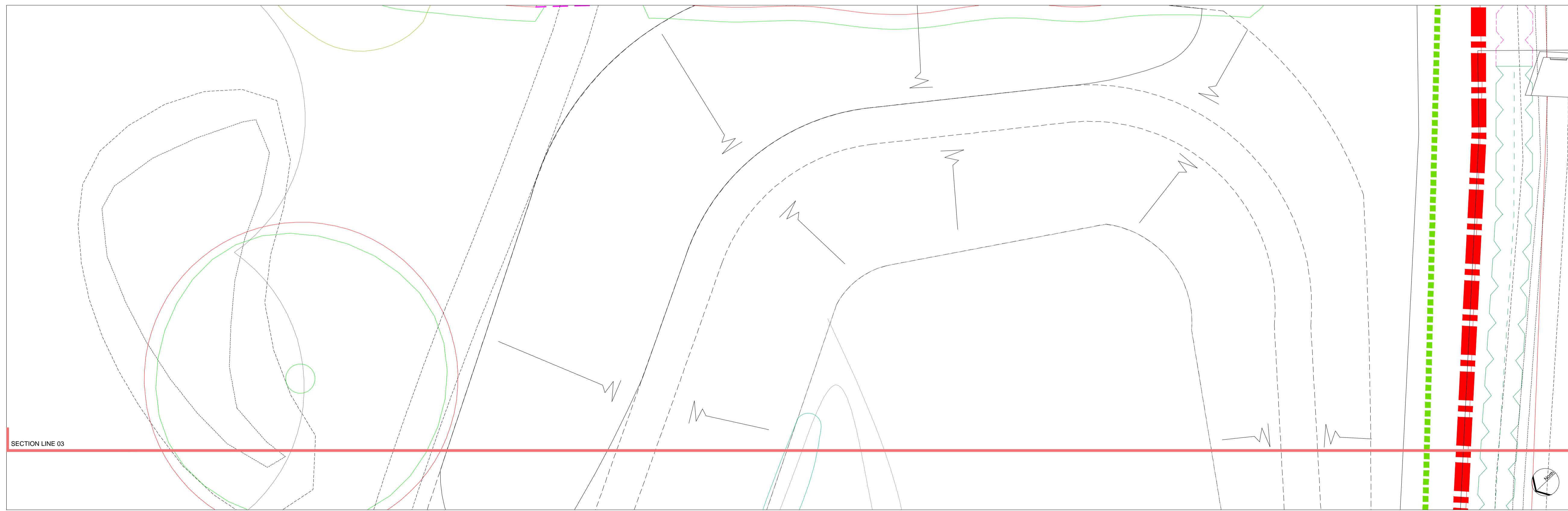
01 LOCATION PLAN  
503 PLAN VIEW



02 SECTION LINE VIEW  
503 PLAN VIEW



03 SECTION VIEW OF MOUND  
503 PLAN VIEW



04 PLAN VIEW OF MOUND  
503 PLAN VIEW

No dimensions are to be scaled from this drawing.  
All dimensions are to be checked on site.  
Area measurements for indicative purposes only.

This drawing is the property of Exterior Architecture Ltd.  
No part of the drawing may be reproduced in any manner  
without permission from Exterior Architecture Ltd.

Client  
**REDROW LTD**

Rev	Description	Date
B	Council comments	25.02.2020
A	Council comments	09.12.2019

**EXTERIOR ARCHITECTURE**  
LONDON: Studio 1S, Hewlett House, Havelock Terrace, London, SW8 4AS  
MANCHESTER: Studio 537, The Royal Exchange, St Anns Square, Manchester, M2 7DH  
E-Mail: [office@exteriorarchitecture.com](mailto:office@exteriorarchitecture.com)  
Web: [www.exteriorarchitecture.com](http://www.exteriorarchitecture.com)

Project title  
**GREAT WILSEY PARK, HAVERHILL**

Drawing title  
**ATTENUATION BUND SECTION 3**

Issued By London  
Scale 1:125 @ A1  
Status PLANNING  
Date 09.07.2019

T: 020 7978 2101  
Drawn SC  
Checked RP  
Approved LP

Drawing number  
**ExA\_1868\_P\_503**

Revision  
**B**

P:\LONDON PROJECTS\2018\1868\_GREAT WILSEY PARK, HAVERHILL\01 CAD\02 SHEET LAYOUT\EXA\_1868\_P\_503 ATTENUATION BUND SECTION 3.DWG