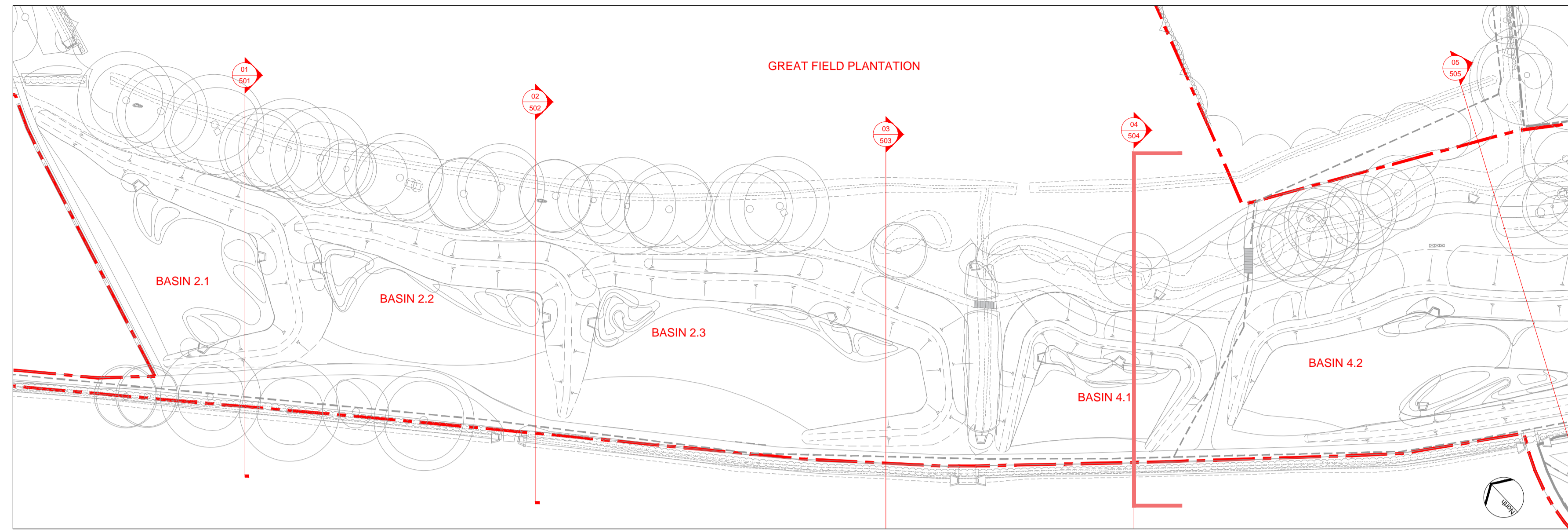
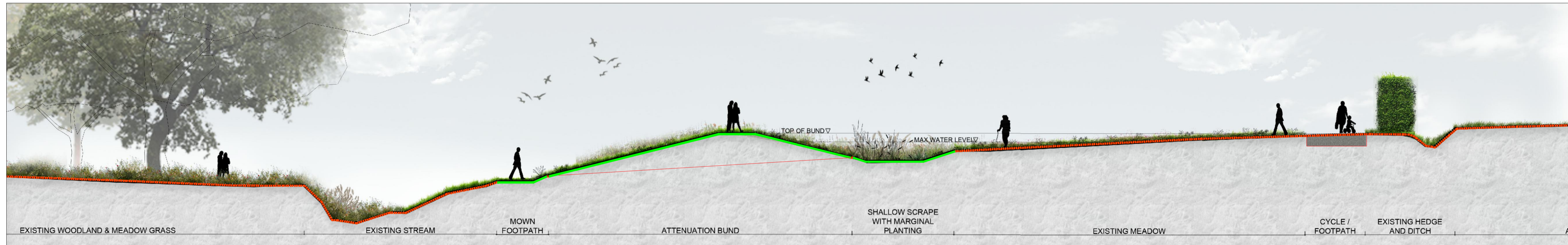




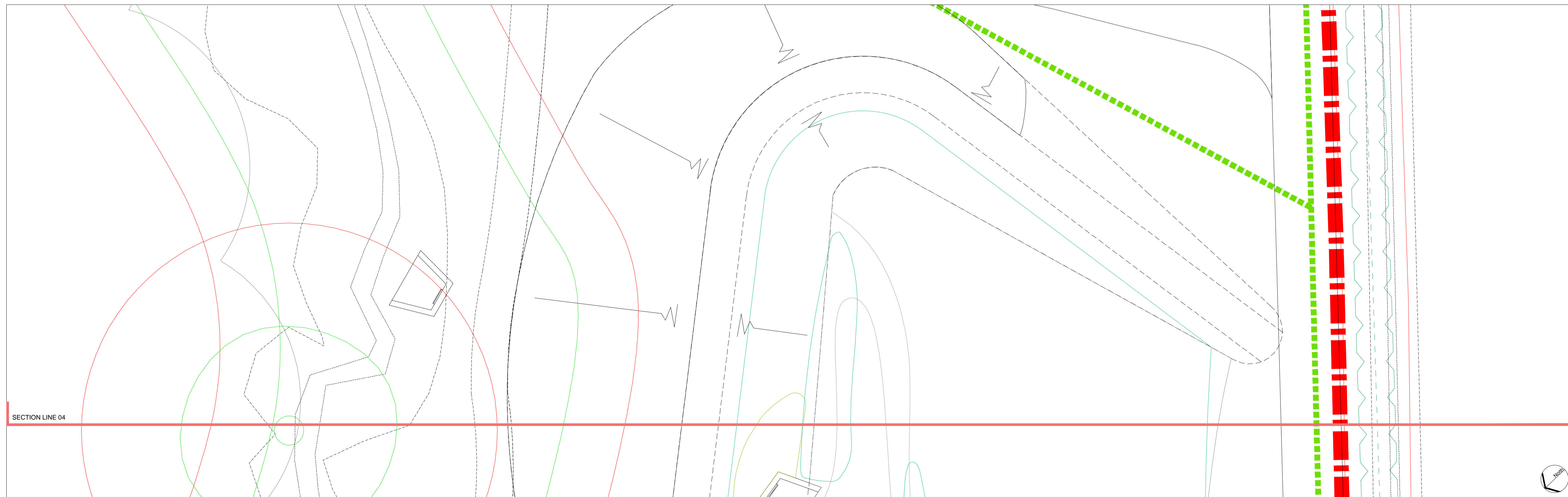
01 LOCATION PLAN
504 PLAN VIEW



02 SECTION LINE VIEW
504 PLAN VIEW



03 SECTION VIEW OF MOUND
504 PLAN VIEW



04 PLAN VIEW OF MOUND
504 PLAN VIEW



No dimensions are to be scaled from this drawing. All dimensions are to be checked on site. Area measurements for indicative purposes only.

This drawing is the property of Exterior Architecture Ltd. No part of the drawing may be reproduced in any manner without permission from Exterior Architecture Ltd.

Client
REDROW LTD

----	----	25.02.2020
B	Council comments	----
A	Council comments	09.12.2019
Rev	Description	Date

EXTERIOR ARCHITECTURE
 LONDON: Studio 1S, Hewlett House, Havelock Terrace, London, SW8 4AS
 MANCHESTER: Studio 537, The Royal Exchange, St Anns Square, Manchester, M2 7DH
 E-Mail: office@exteriorarchitecture.com
 Web: www.exteriorarchitecture.com

Project title
GREAT WILSEY PARK, HAVERHILL

Drawing title
ATTENUATION BUND SECTION 4

Issued By London
 Scale 1:125 @ A1
 Status PLANNING
 Date 09.07.2019

Drawing number
ExA_1868_P_504

T: 020 7978 2101
 Drawn SC
 Checked RP
 Approved LP
 Revision
B

P:\LONDON PROJECTS\2018\1868_GREAT WILSEY PARK, HAVERHILL\01 CAD\02 SHEET LAYOUT\EXA_1868_P_504 ATTENUATION BUND SECTION 4.DWG