


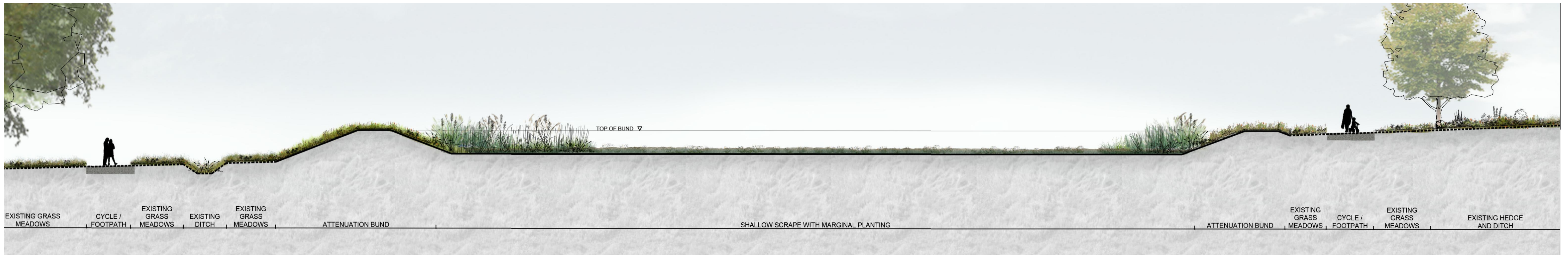
No dimensions are to be scaled from this drawing.
 All dimensions are to be checked on site.
 Area measurements for indicative purposes only.

This drawing is the property of Exterior Architecture Ltd.
 No part of the drawing may be reproduced in any manner
 without permission from Exterior Architecture Ltd.

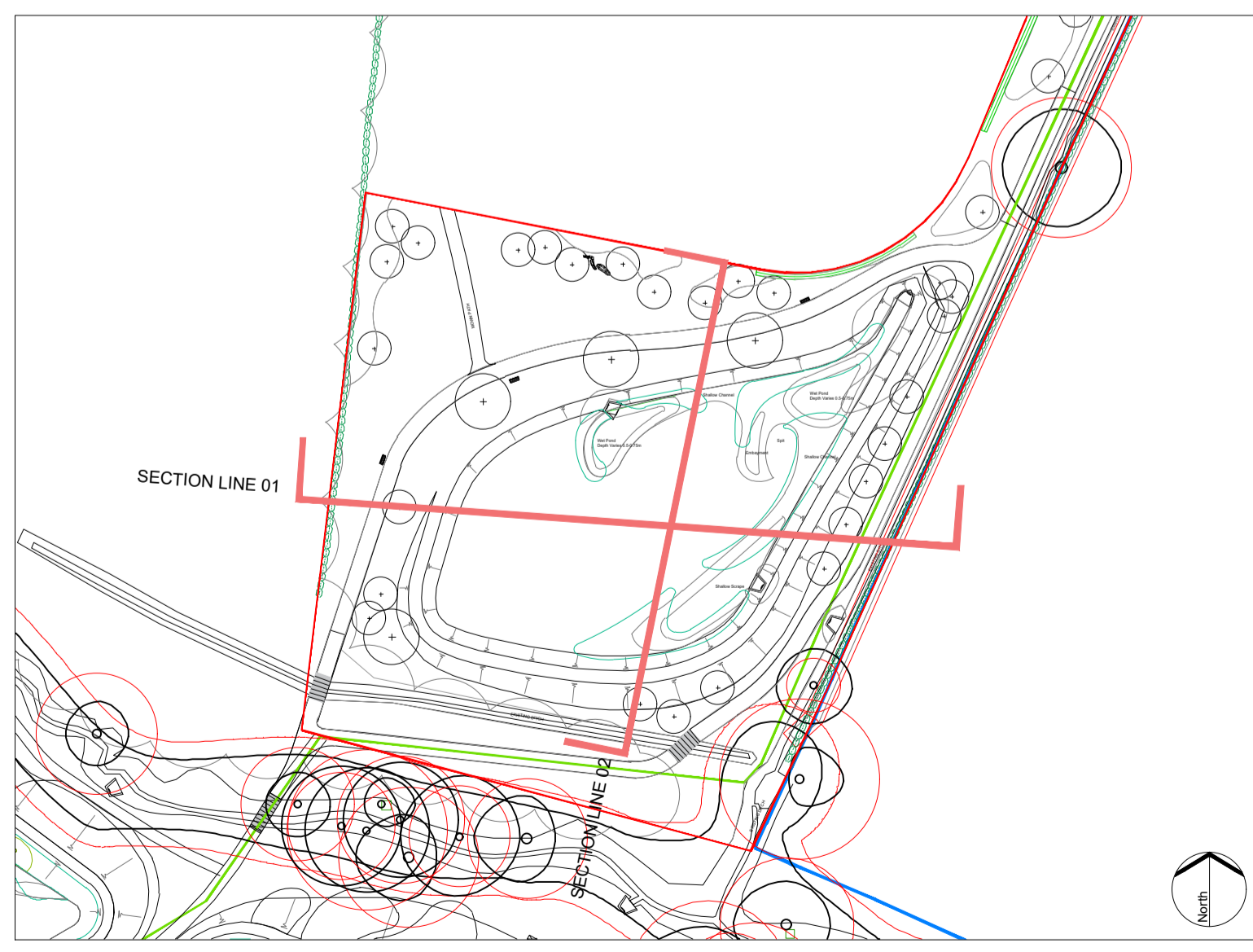
Client
 REDROW LTD



01 SECTION 1 VIEW OF BASIN
 510 SECTION VIEW



02 SECTION 2 VIEW OF BASIN
 510 SECTION VIEW



03 LOCATION PLAN
 510 PLAN VIEW

Rev	Description	Date
---	---	---
---	---	---
---	---	---
---	---	---
---	---	---
---	---	---
---	---	---
---	---	---
---	---	---
---	---	---
---	---	---

EXTERIOR ARCHITECTURE
 LONDON
 Unit 17.1, The Leather Market, 11-13 Weston Street, London, SE1 3ER
 MANCHESTER
 Studio 537, The Royal Exchange, St Anns Square, Manchester, M2 7DH
 E-MAIL office@exteriorarchitecture.com
 WEB www.exteriorarchitecture.com

Project title
GREAT WILSEY PARK, HAVERHILL

Drawing title
HV CABLE RMA- ATTENUATION BASIN SECTIONS

Issued By London
 Scale 1:125 @ A1
 Status PLANNING
 Date 27.01.2020

T: 020 7978 2101
 Drawn SC
 Checked RP
 Approved LP

Drawing number
 ExA_1868_P_510

Revision
 ---DRAFT



P:\LONDON PROJECTS\2018\1868_GREAT WILSEY PARK_HAVERHILL\01 CAD\02 SHEET LAYOUT\EXA_1868_P_510 HV CABLE RMA- ATTENUATION BASIN SECTIONS.DWG