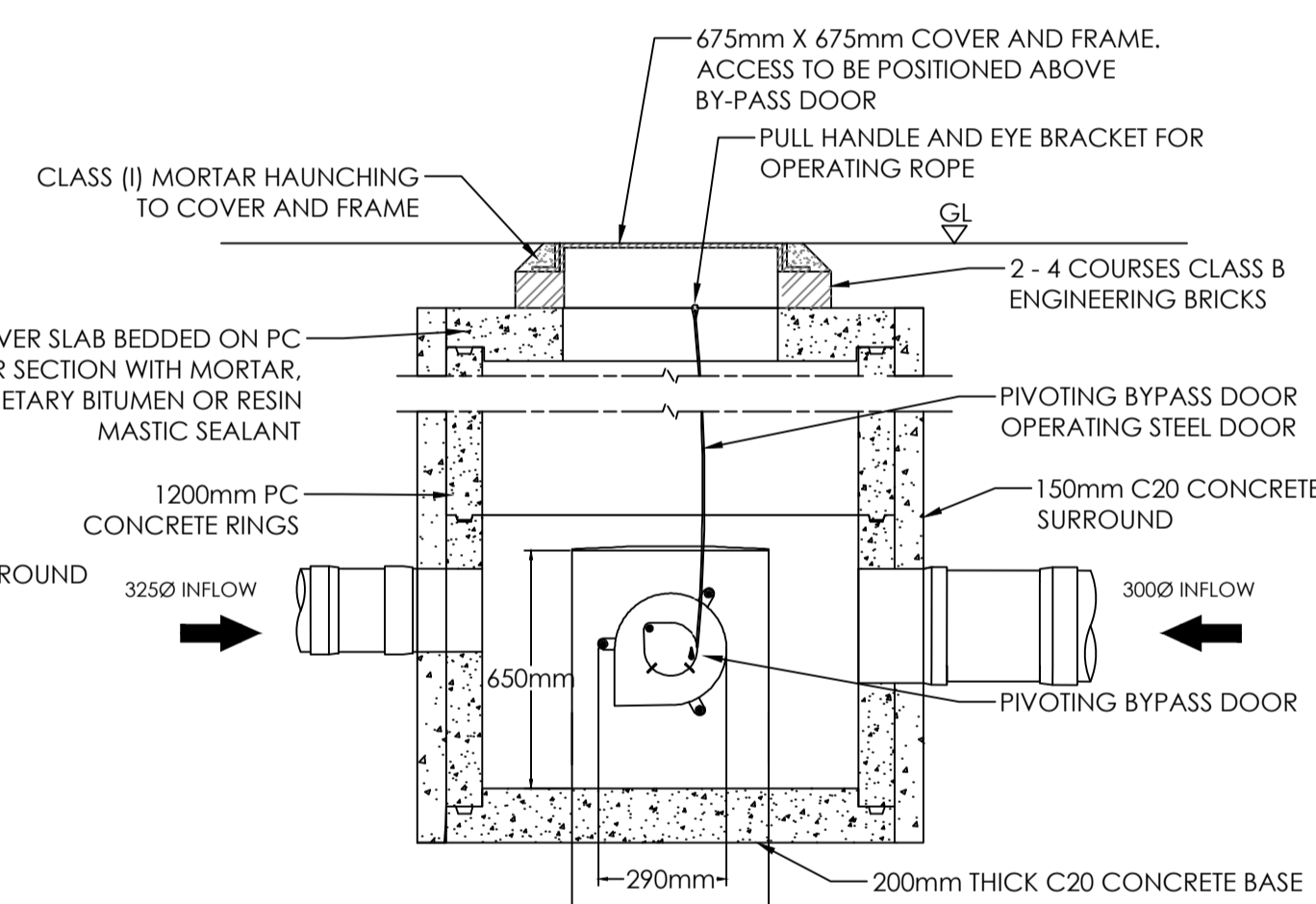
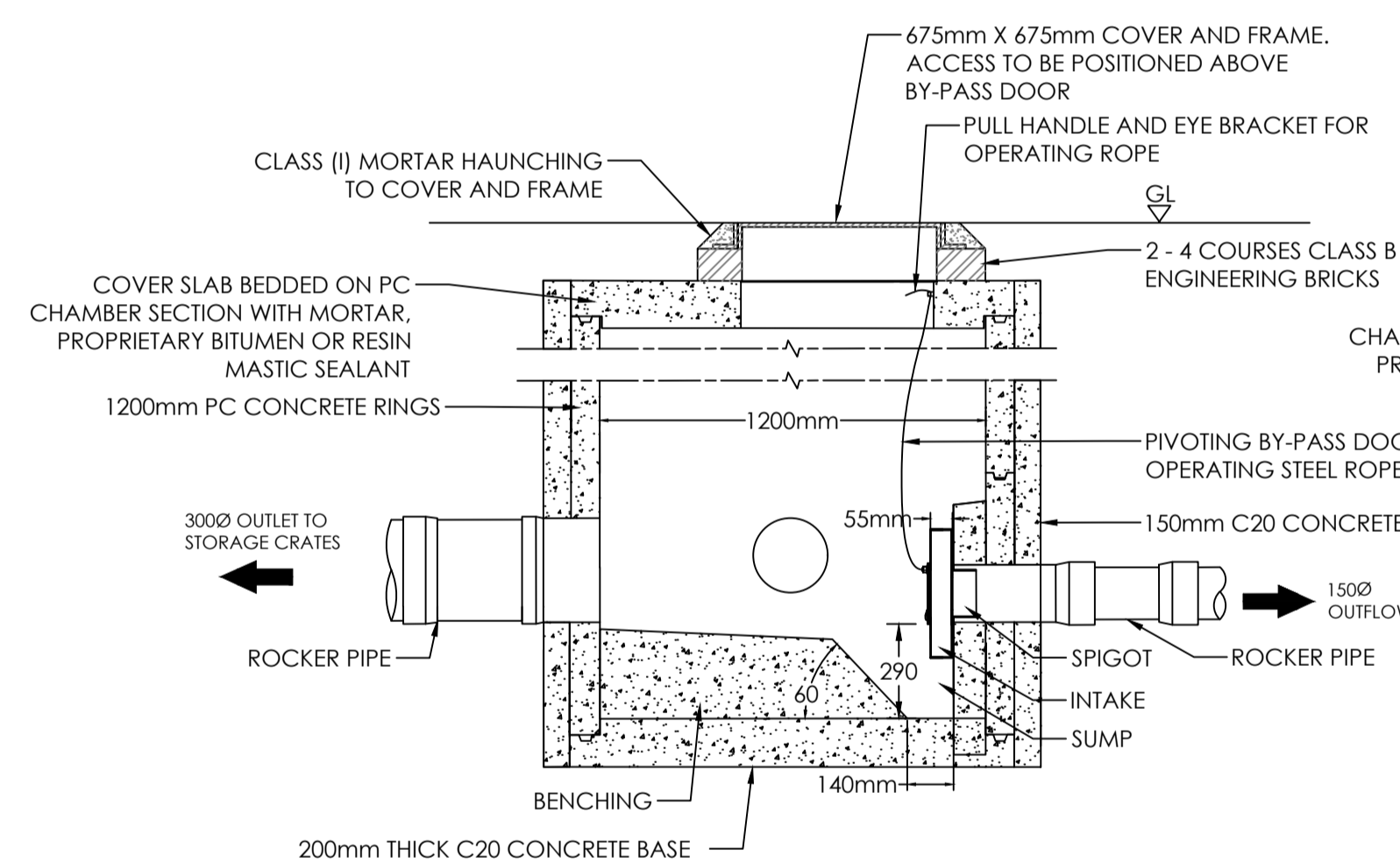
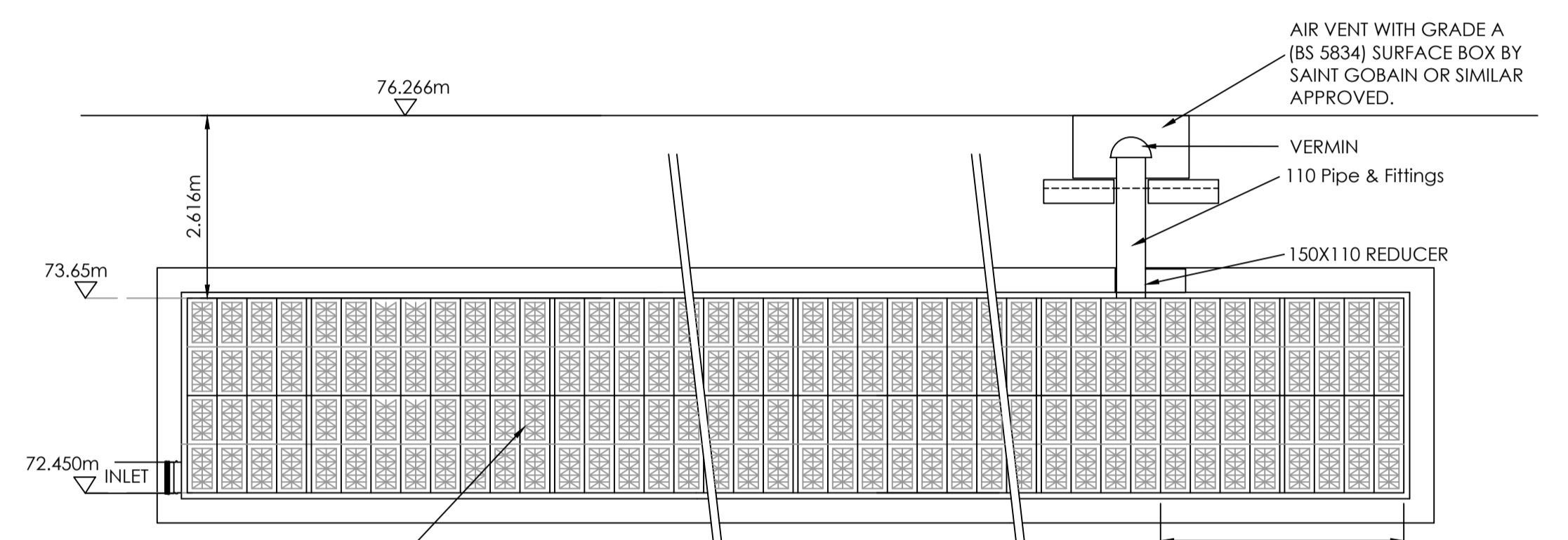


HYDROBRAKE UNIT SHE-0047-1100-1200-1100 TECHNICAL SPECIFICATION

CONTROL POINT	DESIGN HEAD (m)	FLOW (l/s)
PRIMARY DESIGN	1.200	1.100



HYDROBRAKE MANHOLE HB1



UNITS TO BE WRAPPED IN AN IMPERMEABLE GEOMEMBRANE AS RECOMMENDED AND SPECIFIED BY THE MANUFACTURER IN APPENDIX 5D OF WAVIN'S 'STORMWATER MANAGEMENT - DESIGN & INSTALLATION' GUIDE, INCLUDING PROTECTIVE FLEECE OVER THE GEOMEMBRANE. UNITS TO BE PLACED ON 100mm DEEP OF SHARP SAND.

PIPE ENTRY POINTS AND GEOTEXTILE TO BE SEALED IN ACCORDANCE WITH MANUFACTURERS RECOMMENDATIONS, INCLUDING WELDED DOUBLE SEAMS.

WAVIN (01249 766600) AQUACELL UNITS TO BE USED UNLESS SPECIFIC AGREEMENT GIVEN BY CLIENT FOR ALTERNATIVE APPROVED PRODUCT.

(FOR TRAFFIC AREAS - WITH STORAGE WRAPPING)

PIPEWORK SHOWN INDICATIVELY ONLY. SEE GENERAL ARRANGEMENT FOR LOCATIONS AND LEVELS OF PIPEWORK.

AQUACELL NOTES:

AQUACELLS TO HAVE TYPE 1 OR TYPE 2 SUB-BASE BACKFILL TO THE SIDES AND OVER THE CELLS ONLY. MATERIAL TO BE COMPACTED IN ACCORDANCE WITH TABLE 6/1 OR 8/1 OF THE SPECIFICATION FOR HIGHWAY WORKS AND TAKING INTO ACCOUNT MAXIMUM ROLLER WEIGHTS AS ADVISED BY WAVIN.

CONSTRUCTION PLANT NOT TO TRAFFIC NEAR OR OVER AQUACELL LOCATIONS UNLESS SPECIFICALLY AUTHORISED BY THE ENGINEER.

AQUACELL SURFACE WATER STORAGE DETAILS

ALL PRODUCTS REFERENCED WITHIN THIS DRAWING CAN BE CHANGED TO ALTERNATE PRODUCTS SUBJECT TO APPROVAL OF THE ENGINEER

Create Consulting Engineers accept no responsibility for any unauthorised amendments to this drawing. Only figured dimensions are to be worked to. COPYRIGHT © RESERVED

REV	DATE	AMENDMENT DETAILS	DRAWN	APPROVED

PROJECT MCDONALD'S HAVERHILL	DATE 03.08.22	DRAWING STATUS INFORMATION	
DRAWING TITLE HYDROBRAKE AND STORAGE CRATES STANDARD DETAILS SHEET 2 OF 2	SCALE(S) AS	DESIGNED SW	DRAWN SW
CLIENT MCDONALD'S RESTAURANT	JOB No 2590	CHECKED BWA	APPROVED BWA
	DRAWING No 02/005	REVISION -	



www.createconsultingengineers.co.uk