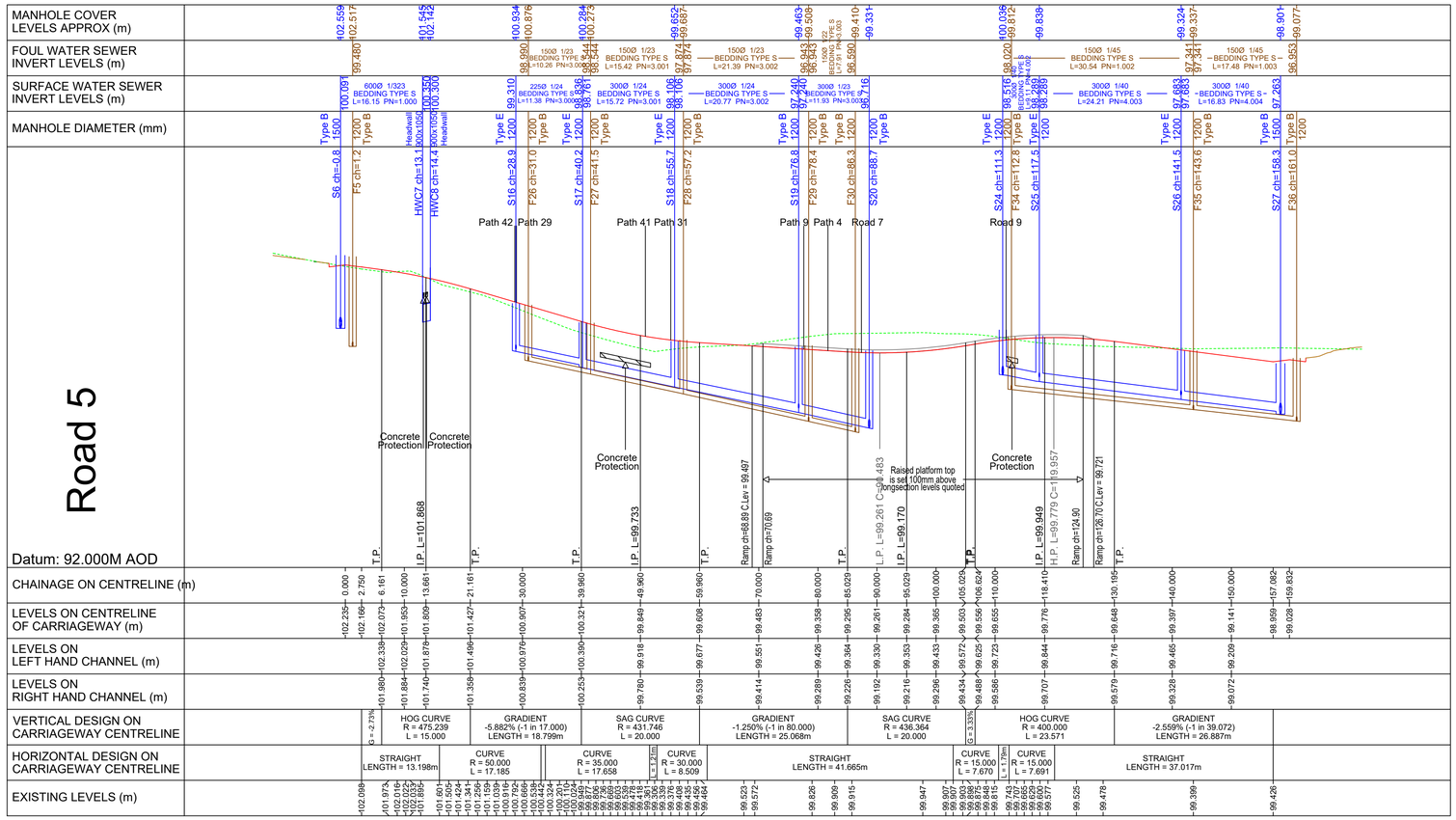

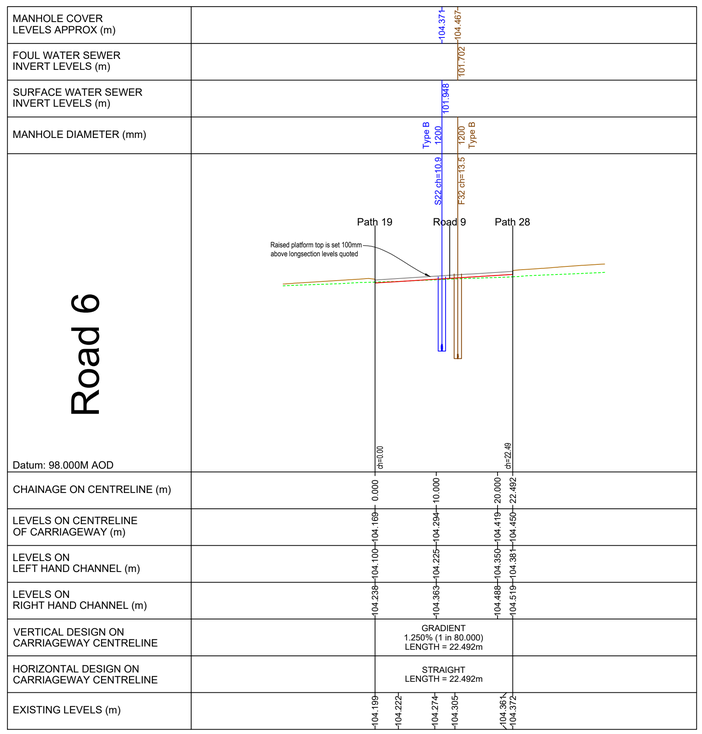

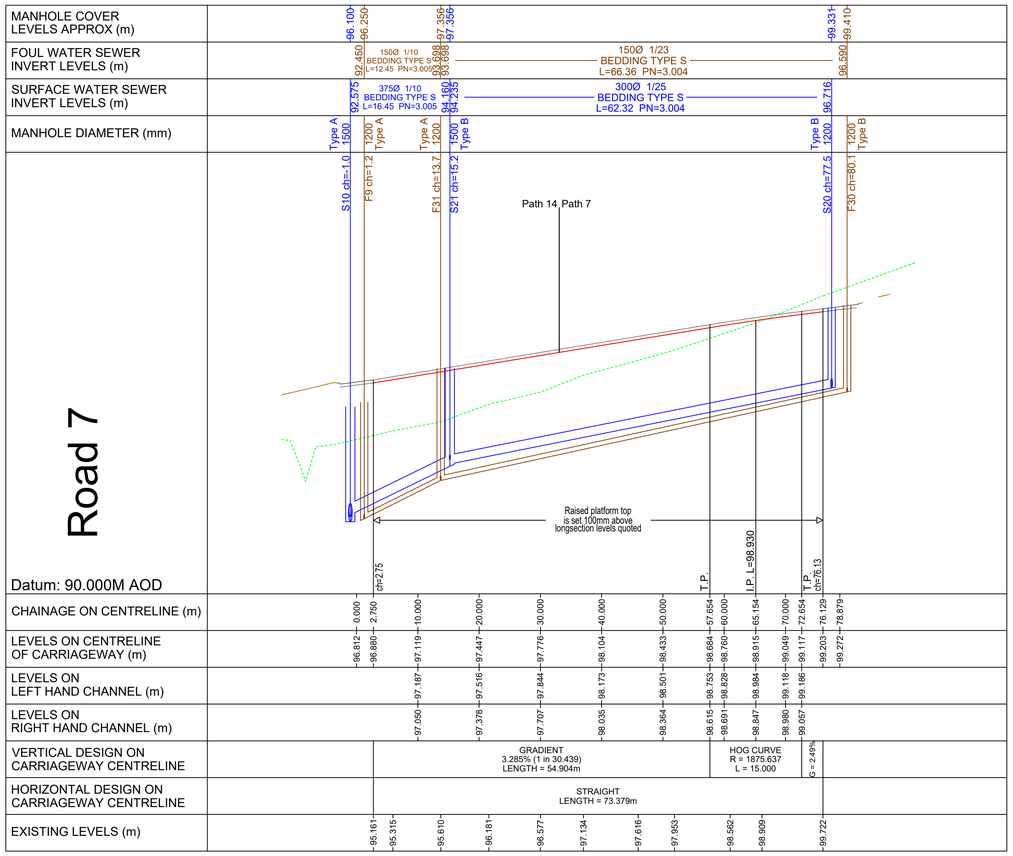

STRUCTURAL DESIGN OF PIPELINES

Pipelines have been designed based on Simplified Tables of External Loads on Buried Pipelines. Pipes under Main Roads with the depth of cover related to finished construction level of road.The contractor shall ensure that overload of the pipes does not occur during construction. The following precautions shall be adopted.

1. Prohibit the movement of construction plant over that part of the pipeline where overloading would occur.
2. Confine the passage of such plant to suitably bridged crossing points.
3. Temporarily deposit (or leave in place) fill over that part of the pipeline and adopt precautions when the fill is finally removed.
4. Restrict the load of vehicles to a safe load.
5. Redesign the affected part of the pipeline to carry the additional external load.

CDM REGULATIONS 2015

1. If you do not fully understand the risks involved during the construction of the items indicated on this drawing ask your manager, health and safety advisor or a member of the design team before proceeding.

2. Existing services may exist on site. The contractor shall liaise with all relevant service companies and arrange for all services to be located, marked and protected.

3. Drainage works may involve deep excavations and/or heavy plant/materials.

4. The contractor shall read and understand the Ground investigation Report and be aware of any potential variations in soil conditions over the site.

5. The potential for danger to the general public and site personnel exists from works in the public highway. The contractor shall liaise with the highway authority and ensure safe method of working is maintained at all times.

6. Existing drainage pipes may be asbestos cement or fibre reinforced pipes,or concrete pipes containing asbestos fibre. Contractor to ensure that competent, adequately trained staff are are engaged in the works, and disposal of any affected material is undertaken in line with current legislation and good practice guidelines.

7. The contractor is to be aware that overhead cables may cross the site.

8. The contractor is to be aware that works may involve working adjacent to or in existing watercourses.

9. Works may involve working in close proximity to an existing water main. The contractor is to ensure that this is fully located and protected during the works.

DRAINAGE PIPEWORK AND BEDDING DETAILS

1. All foul water sewers shall be Extra Strength Clayware to BS EN 295
2. All 150-300mm surface water sewers shall be Extra Strength Clayware to BS EN 295. All surface water sewers of 375mm or greater shall be Concrete Class 120 to BS 5911-1:2002.
3. All pipe bedding shall be Class S, (FM 2.2), unless otherwise stated.

Rev	Description	Date	Drawn	Checked
A	Sections amended to suit new road and drainage layout.	14.06.21	AS	PW

Drawing Approval Status:-

N/A Section 104 | N/A Section 38 | N/A Section 278

FOR TENDER

Wormald Burrows
Civil Engineering Consultants
12a - 18a Hitchin Street, Biggleswade, SG18 8AX
Tel: (01767) 317244
Web: www.wormburp.com
Email: engineer@wormburp.com

Project:

Haverhill, Boyton Place - Phase 2b

Drawing Description:

Longitudinal Sections - Sheet 1 of 3

Client:

PERSIMMON

Persimmon Homes (Suffolk)
Persimmon House
Orion Court, Orion Avenue
Great Blakenham
Suffolk IP6 0LW

Drawing Number: E4062/536/A

Client Reference:

Scale: H - 1:500 V - 1:100

Designed By:	Drawn By:	Checked By:
TJW	JMW	
Date: 11.01.21	Date: 19.01.21	Date:

afaq ISO 9001 Quality — UKAS MANAGEMENT SYSTEMS 022 — Certified by Afnor UK

©This drawing is Copyright, Wormald Burrows Partnership Limited 2018.