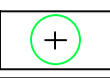
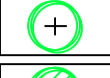
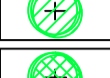
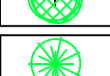
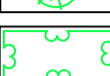


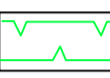
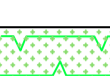





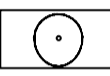
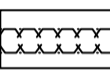


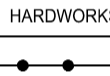

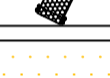






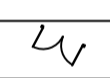



- SOFTWORKS**
-  PROPOSED FEATHERED TREE, INCLUDING STAKE AND TIE. SEE SPECIFICATION NOTES A1, B2-3, B5, C1-4, D1-2 AND E1.
 -  PROPOSED STANDARD TREE, INCLUDING DOUBLE STAKE AND TIE. SEE SPECIFICATION NOTES A1, B2-3, B5, C1-4, D1-2 AND E1.
 -  PROPOSED HEAVY STANDARD TREE, INCLUDING DOUBLE STAKE AND TIE. SEE SPECIFICATION NOTES A1, B2-3, B5, C1-4, D1-2 AND E1.
 -  PROPOSED EXTRA HEAVY STANDARD TREE, INCLUDING DOUBLE STAKE AND TIE. SEE SPECIFICATION NOTES A1, B2-3, B5, C1-4, D1-2 AND E1.
 -  PROPOSED CONIFER OR BROAD LEAF EVERGREEN TREE, INCLUDING STAKE AND TIE. SEE SPECIFICATION NOTES A1, B2-3, B5, C1-4, D1-2 AND E1.
 -  SHRUB AND HERBACEOUS PLANTING, INCLUDING BIODEGRADABLE SHEET AND BARK MULCH (ACCORDING TO SPECIFICATION). SEE SPECIFICATION NOTES A1-2, B1-3, C1-3, D1-2 AND E1.
 -  GROUNDCOVER PLANTING IN MIXES, INCLUDING BIODEGRADABLE SHEET AND BARK MULCH (ACCORDING TO SPECIFICATION). SEE SPECIFICATION NOTES A1-2, B1-3, C1-3, D1-2 AND E1.
 -  HEDGE PLANTING, INCLUDING BIODEGRADABLE SHEET AND BARK MULCH (ACCORDING TO SPECIFICATION). REFER TO HEDGE SCHEDULES ON PLAN AND THE SCHEDULE OF QUANTITIES. SEE SPECIFICATION NOTES A1-2, B1-3, B5, C1-3, D1-2 AND E1.
 -  REPLACEMENT HEDGES, INCLUDING BIODEGRADABLE SHEET AND BARK MULCH (ACCORDING TO SPECIFICATION). REFER TO HEDGE SCHEDULES ON PLAN AND THE SCHEDULE OF QUANTITIES. SEE SPECIFICATION NOTES 1.1-1.2, 2.1-2.3, 3.1-3.3, 4.1-4.2 AND 5.1.
 -  SPORTS SEEDED AREA UNLESS OTHERWISE STATED ON PLAN. SEE SPECIFICATION NOTES B4, C5 AND E1.
 -  AMENITY SEEDED AREA UNLESS OTHERWISE STATED ON PLAN. SEE SPECIFICATION NOTES B4, C5 AND E1.
 -  WILDFLOWER SEEDED AREA. REFER TO PLANT SCHEDULE FOR SPECIFICATION OF MIX.
 -  WILDFLOWER SEEDED AREA. REFER TO PLANT SCHEDULE FOR SPECIFICATION OF MIX.
 -  BULB PLANTING IN MIXES. SPRING FLOWERING VARIETIES. REFER TO SCHEDULE FOR FURTHER INFORMATION.
 -  EXISTING TREE TO BE RETAINED. SEE GENERAL NOTE A1 AND E1. IF PREPARED, SEE ALSO JAMES BLAKE ASSOCIATES PLAN AND SCHEDULE FOR ANY SURGERY WORKS.
 -  EXISTING VEGETATION GROUP OR HEDGE TO BE RETAINED. SEE GENERAL NOTE A1 AND E1. IF PREPARED, SEE ALSO JAMES BLAKE ASSOCIATES PLAN AND SCHEDULE FOR ANY SURGERY WORKS.
 -  AREA TO BE RETAINED GROUND FLORA
 -  BOUNDARY AROUND AREAS TO BE ADOPTED
- HARDWORKS**
-  SAWN SOFTWOOD TIMBER POST WITH KNEERAIL, post to be 450mm high. To be acq treated and stained with zinc coats of saddle class colour "Walnut" with removable rail for maintenance.
 -  TURF REINFORCEMENT MESH Turfmesh - Turfguard 3, available from Geosynthetics Limited, Tel. 01455 617 139.
 -  ROADWAYS AND FOOTPATHS to be Bitumen Macadam with 6mm gauge aggregate wearing course to be laid over 20mm gauge aggregate base course, all laid over base course of hardcore, all depths to Engineer's specification, laid over firm sub-grade and geotextile - Terram 1000, all to falls and crossfalls, minimum 1:70 and all to Highway's Authority approval.
 -  PRECAST CONCRETE BLOCK EDGING, 50 x 150 x 900mm, flat topped and laid flush with paving. Edging to be bedded into C:20:P in situ concrete strip foundation 350 x 300mm, haunched.
 -  5No. ATOMIX BENCH 1600mm x 690mm, 1000mm high above ground level. Available from Miracle Play, Tel 01604658240 or similar and approved. Set legs into C:20:P mix in situ concrete foundations 450 x 450 x 450mm, haunched.
 -  3No. TIMBER LITTER BIN (6L) 430mm x 430mm, 40 Litre capacity. Available from Miracle Play, Tel 01604658240 or similar and approved. Set legs into C:20:P mix in situ concrete foundations 650 x 450 x 450mm, haunched.
 -  2No. SPRINX PICNIC TABLE 1850mm x 1610 x 800mm. Available from Miracle Play, Tel 01604658240 or similar and approved. Set legs into C:20:P mix in situ concrete foundations 650 x 450 x 450mm, haunched.
 -  LOCKABLE GATES
 -  HOGGIN WITH TIMBER EDGES
 -  CONVEYANCE LINE FOR RELIEF ROAD
 -  BOUNDARY LINES AROUND PHASES

| | | | | |
|----------------------|---------|--|----------|-----------|
| REV | DATE | BY | CHKD | REVISION |
| | | | | |
| CLIENT | | DWG. TITLE | | |
| PERMOM HOMES SUFFOLK | | DETAILED HARD AND SOFT LANDSCAPE PROPOSALS | | |
| SITE | | | | |
| HORNELL PHASE 2A | | | | |
| PURPOSE OF ISSUE | | | | |
| PLANNING | | | | |
| DRG BY | CHECKED | AUTHD | SCALE | DATE |
| CLR | JBA | JBA | 1:250@A1 | JULY 2021 |
| DWG NO. | REV. | | | |
| JBA 19/23-105 | A | | | |

JAMES BLAKE ASSOCIATES

Head Office: 34-52 Out Westgate, Bury St Edmunds, Suffolk, IP33 3PA Tel: (01284) 335797
 jamesb@jba-landscapes.com www.jba-landscapes.com
 LANDSCAPE ARCHITECTURE • ARBORICULTURE • ECOLOGY

Caroline Rust - 20/09/2020 - K:\JBA\Client Projects\Permon Homes Suffolk\Suffolk - Hornell Phases 2A - 19-25\Drawings\JBA\Western\JBA - 19-25\SID6 Phase 3-6 Infrastructure rev A.dwg