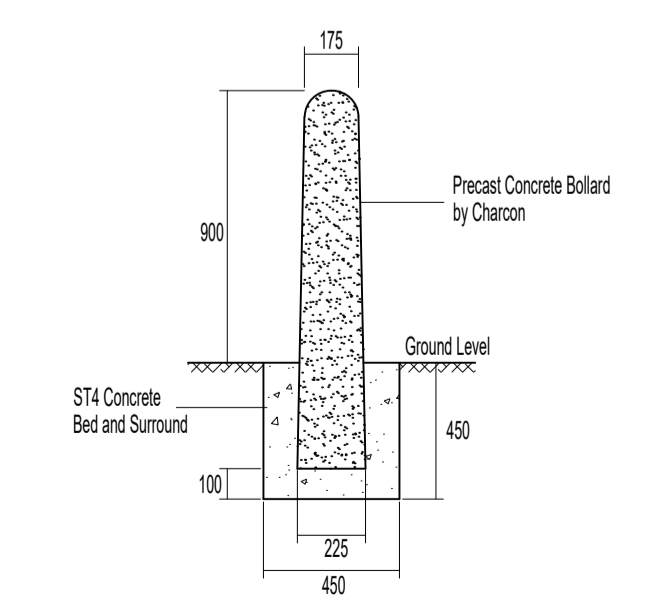
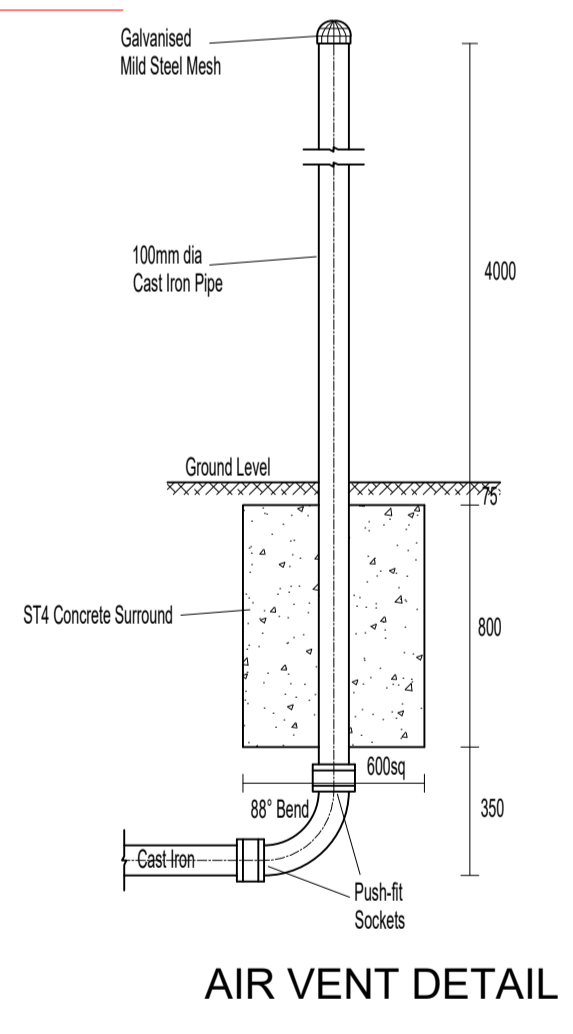
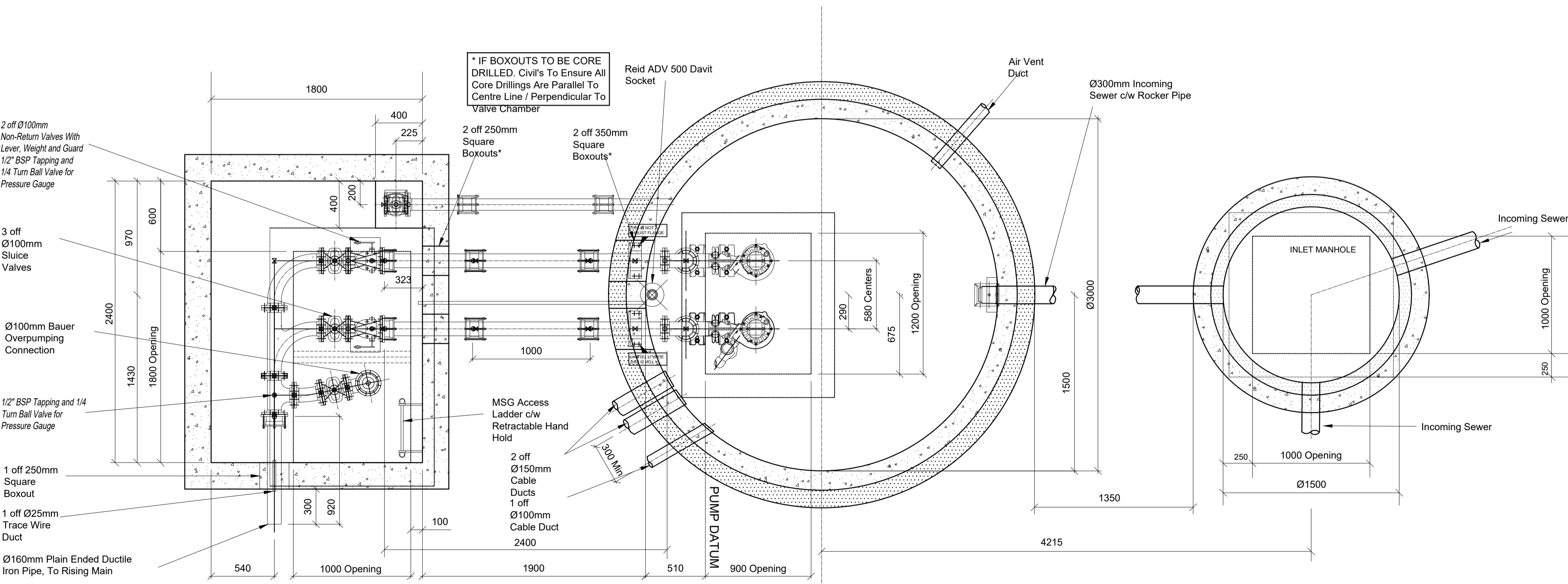


**FOR TENDER PURPOSES ONLY - SUBJECT TO DETAILED M&E & STRUCTURAL DESIGN BY OTHERS**



NOTES

ALL PIPEWORK UP TO AND INCLUDING THE ADAPTOR AT THE EXIT FROM THE VALVE CHAMBER TO BE PROVIDED BY THE PUMP MANUFACTURER

ALL WORKS INSIDE THE STATION TO BE UNDERTAKEN BY THE PUMP MANUFACTURER OR INSTALLER, EXCLUDING CIVILS WORKS AND DUCTING

ALL INLETS/OUTLETS ARE TO BE BOXED OUT BY THE CIVILS CONTRACTOR SEALING AFTER INSTALLATION OF THE PIPEWORK IS TO BE UNDERTAKEN BY THE PIPE INSTALLERS

NOTES

- ALL DIMENSIONS IN MILLIMETRES UNLESS STATED OTHERWISE
- ALL CIVILS WORK BY CIVILS CONTRACTOR INCLUDING MAKING GOOD AROUND PIPES AFTER INSTALLATION, BENCHING, FIXING ALL STATION STEEL WORK AND LAYING CABLE DUCTS ETC
- ALL DUCTS 100 DIAMETER MINIMUM COMPLETE WITH DRAW ROPES AND AVOIDING ACUTE CHANGES OF DIRECTION
- REINFORCING BARS TO BE 75mm MINIMUM BELOW SURFACE
- BENCHING TO BE 60° TO THE HORIZONTAL AND TO BE FORMED AFTER PUMP INSTALLATION
- DIRECTION OF DUCT SHOWN DIAGRAMATICALLY - ALL DUCTS TO BE LAID ON MOST DIRECT LINE TO SUIT SERVICE BEING CARRIED
- STRUCTURAL DETAIL ILLUSTRATIVE ONLY, MAY BE WORKED TO FOR DIMENSIONS BUT STRUCTURE TO BE PROPERLY DESIGNED/SPECIFIED BY STRUCTURAL ENGINEER
- ALL WORK TO COMPLY WITH "SEWERS FOR ADOPTION -6th EDITION"

NOTE

MARKER TAPE - A GREEN TAPE MARKED "SEWAGE PUMPING MAIN BELOW" (OR SIMILAR) AND CONTAINING A TRACER WIRE MUST BE LAID APPROXIMATELY 300mm ABOVE THE CROWN OF THE RISING MAIN AND EFFECTIVELY BONDED TO ANY ON-LINE VALVES AND STATION PIPEWORK. ("PLYAGE HRD" BY ROBERT FRAZER INDUSTRIAL, ASHVILLE WAY, CAMBRIDGE ROAD INDUSTRIAL ESTATE, WHETSTONE, LEICESTER, LE8 3NU OR APPROVED EQUAL)

Rev	Description	Date	Drawn	Checked
A	Invert Levels updated to show correctly matching MH schedule	24.08.21	LAM	LAM

Drawing Approval Status:-

Section 104  Section 38  Section 278

**FOR TENDER**

**Wormald Burrows Partnership Ltd**  
Civil Engineering Consultants  
12a - 18a Hitchin Street, Biggleswade, SG18 8AX  
Tel: (01767) 317244 Fax: (01767) 315434  
Web: www.wormburp.com  
Email: engineer@wormburp.com

Project:  
**Haverhill, Boyton Place - Phases 2-6**

Drawing Description:  
**Pumping Station General Arrangement**

Client:  
**PERSIMMON**  
Persimmon Homes (Suffolk) Ltd  
Orion Court  
Orion Court  
Great Blakenham  
Suffolk IP6 0LW

Drawing Number:  
**E3838/570/A**

Client Reference:

Scale:  
1:500 @ A1  
1:1000 @ A3

Designed By: JAG Date: 31.03.21

Drawn By: JAG Date: 31.03.21

Checked By: PMW Date: 31.01.21

**afaq** ISO 9001 Quality

**UKAS** MANAGEMENT SYSTEMS 922

Certified by Afnor UK