





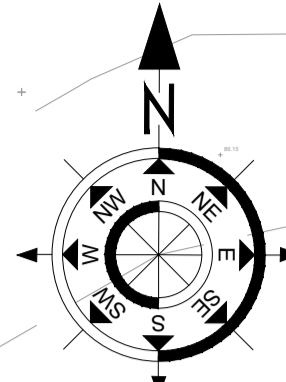


**Surface Finishes Legend**

-  **Asphalt carriageway construction**  
See Drawing E3838/706 for Details
-  **Asphalt Footway/Cycleway construction**  
See Drawing E3838/780 for Details
-  **Blockwork carriageway construction**  
See Drawing E3838/780 for Details
-  **Grass Verges construction**  
See Drawing E3838/780 for Details
-  **Tactile uncontrolled crossing construction**  
See Drawing E3838/780 for Details
-  **Hoggin Footway construction**

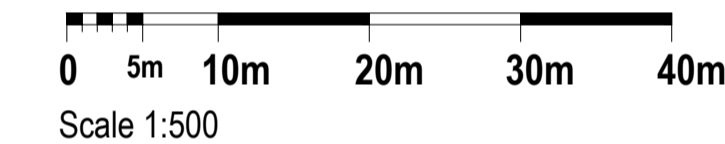


**Notes**

1. The Contractor is responsible at all times for carrying out his work strictly in accordance with the Health and Safety at Work Act 1974 and the CDM Regulations 2015. The Contractor shall be deemed to have allowed for full compliance with the same within their price.
2. The Contractor is responsible for checking all highway and drainage tie-in work with existing for line and level before commencing work. Any discrepancies or errors shall be reported to the engineer in writing immediately.
3. All accommodation works necessary to establish a satisfactory link between existing and new work will have been allowed for in the Contractors price.
4. It is the responsibility of the Contractor to locate any service apparatus in the vicinity of the works and he will be deemed to have allowed for all hand digging and locating of service apparatus in his price. The Developer and Engineer will accept no claims whatsoever in respect of any loss or damage caused in respect of such apparatus, however caused.
5. All materials for use in the contract are to be BSI kitemarked.
6. All concrete and mortar that is to be buried shall be sulphate resisting unless soil and groundwater tests prove that no sulphates are present.
7. The Contractor is responsible for arranging a meeting with the Water Authority and Highway Authority Clerks of works to ascertain any variations that are relevant to this development prior to work commencing.
8. The Contractor is responsible for ensuring that all works are to the satisfaction of the highway authority engineer and will have included for any necessary testing in his price.
9. The Contractor is to liaise with the Highway Authority Engineer, affording them reasonable notice to inspect the works during construction.
10. The Contractor is to ensure that any traffic management required to undertake the works is approved by the Highway Authority prior to these works commencing.
11. The Contractor is to comply with the New Roads and Streetworks Act 1991 for all works in the public highway.
12. All adoptable highway work shall be constructed in accordance with the Highway Authority's Specification and Design Guide. This drawing is intended for guidance only and must be read in conjunction with the above document which will supersede this drawing in the event of a conflict.
13. This drawing is to be read in conjunction with all other relevant engineers, architects and specialist design drawings and details. Any discrepancies or errors found shall be reported to the engineer in writing immediately.
14. All dimensions shown are in millimetres unless noted otherwise and all levels and coordinates relate to topographical survey information.

15. Do not scale from this drawing, if in doubt ask.
16. **Site Preparation**  
The site is to be cleared of all rubbish, undergrowth and unwanted matter. Vegetable matter shall be stripped and any roots grubbed up. All material to be disposed to a tip provided by the Contractor unless otherwise agreed in the Specification/Contract.  
  
Unless laboratory information states otherwise, all existing carriageway construction is deemed to contain tar-bound material and needs to be dealt with accordingly.
17. **Excavation**  
The Contractor will be responsible for all necessary dewatering and trench support to execute the work in a satisfactory manner and will be deemed to have included for the same within their price.
18. **Drainage**  
For drainage construction details see the specific drainage drawing/s.
19. **Road Construction**  
During construction, if bituminous layers are trafficked or become contaminated prior to the next layer being laid, a bond coat must be applied. A bond coat shall be applied prior to the laying of a new asphalt layer on any bound substrate.  
  
Bitumen emulsion bond coats to conform to BS EN 13108 with minimum cohesion in accordance with BS EN 13808:2013, Table 4, Class 4. The bond coat shall have BBA/HAPAS accreditations and comply with BS 594987:2015 and A1:2017.
20. **Service Apparatus**  
The depiction of any service apparatus on this or any other drawing has been obtained from third party sources and is not necessarily accurate or complete. At no time does the inferred position on the drawing absolve the Contractor from taking all necessary steps to locate service apparatus in accordance with the methods suggested by the highway authority. The Developer and Engineer will accept no claims whatsoever in respect of any losses or damage caused in respect of such apparatus, however caused.  
  
The Contractor shall be deemed to have allowed for locating of service apparatus by hand digging in their price.
21. **Signing and Road Markings**  
All signing for road markings works shall be in accordance with TSRGD 2016, the relevant Traffic Signs Manual chapters, and Safety at Streetworks and Roadworks Code of Practice.
22. **Inspections**  
The Contractor shall be deemed to have included for any necessary testing, trial holing and liaison with the highway and LLFA authorities within their price.

S38 V04 08/05/19



Rev	Description	Date	Drawn	Checked
E	Updated to suit latest infrastructure layout	26.05.22	PCB	LAM
D	Updated to suit latest infrastructure layout	20.05.22	LAM	LAM
C	Infrastructure footways updated	19.04.22	LAM	LAM
B	Amended to suit latest infrastructure layout	21.03.22	LAM	LAM
A	Revised to suit the latest design. Bus stops and tactiles added.	07.05.21	AG	PMW

**Drawing Approval Status:-**

N/A Section 104    N Section 38    N/A Section 278

**FOR APPROVAL**



**Wormald Burrows Partnership Ltd**  
Civil Engineering Consultants  
12a - 18a Hitchin Street, Biggleswade, SG18 8AX  
Tel: (01767) 317244 Fax: (01767) 315434  
Web: www.wormburp.com  
Email: engineer@wormburp.com

Project:  
**Haverhill, Boyton Place - Phases 2-6**

Drawing Description:  
**Highway Surface Finishes  
Sheet 7 of 7**

Client:  
**PERSIMMON**  
Persimmon Homes (Suffolk) Ltd  
Orion Court  
Orion Court  
Great Blakenham  
Suffolk IP6 0LW

Drawing Number:  
**E3838/706/E**

Client Reference:

Scale:  
**1:500 @ A1**

Designed By: **TJW**    Drawn By: **JMW**    Checked By: **PMW**  
Date: **11.03.21**    Date: **12.03.21**    Date: **01.04.21**

