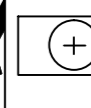
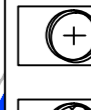





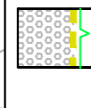
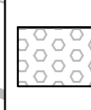
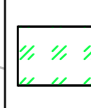






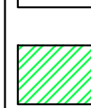
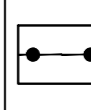
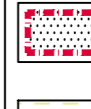



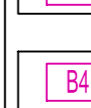
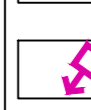


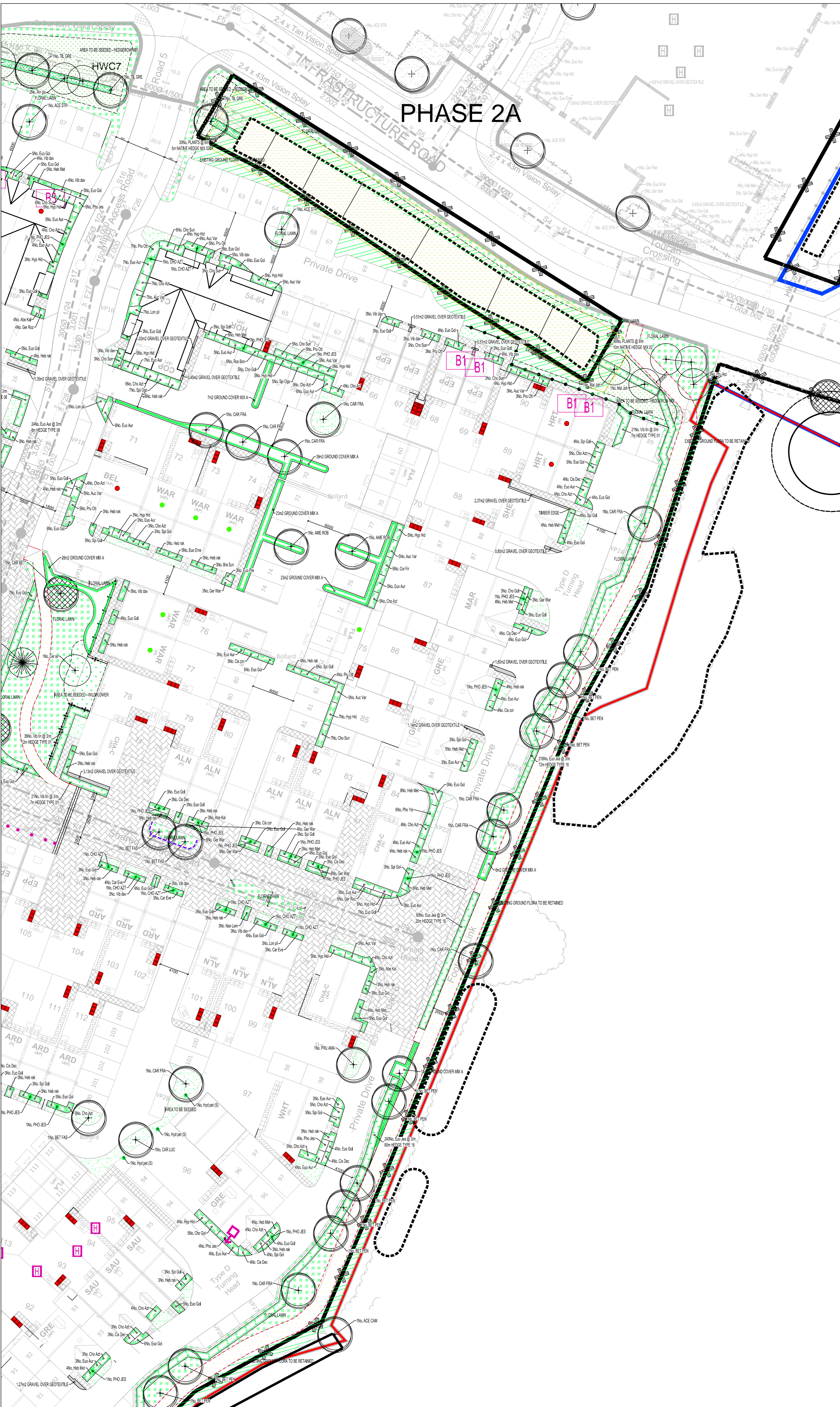




# KEY

-  PROPOSED FEATHERED TREE, INCLUDING STAKE AND TIE. SEE SPECIFICATION NOTES 1.1, 2.2, 2.3, 2.5, 3.1-3.4, 4.1-4.2 AND 5.1.
-  PROPOSED STANDARD TREE, INCLUDING DOUBLE STAKE AND TIE. SEE SPECIFICATION NOTES 1.1, 2.2, 2.3, 2.5, 3.1-3.4, 4.1-4.2 AND 5.1.
-  PROPOSED EXTRA HEAVY STANDARD TREE, INCLUDING DOUBLE STAKE AND TIE. SEE SPECIFICATION NOTES 1.1, 2.2, 2.3, 2.5, 3.1-3.3, 4.1-4.2 AND 5.1.
-  SHRUBS AND HERBACEOUS PLANTING, INCLUDING BIODEGRADABLE SHEET AND BARK MULCH (ACCORDING TO SPECIFICATION). SEE SPECIFICATION NOTES 1.1-1.2, 2.1-2.3, 3.1-3.3, 4.1-4.2 AND 5.1.
-  GROUND COVER PLANTING IN MIXES, INCLUDING BIODEGRADABLE SHEET AND BARK MULCH (ACCORDING TO SPECIFICATION). SEE SPECIFICATION NOTES 1.1-1.2, 2.1-2.3, 3.1-3.3, 4.1-4.2 AND 5.1.
-  HEDGE PLANTING, INCLUDING BIODEGRADABLE SHEET AND BARK MULCH (ACCORDING TO SPECIFICATION). REFER TO HEDGE SCHEDULES ON PLAN AND THE SCHEDULE OF QUANTITIES. SEE SPECIFICATION NOTES 1.1-1.2, 2.1-2.3, 3.1-3.3, 4.1-4.2 AND 5.1.
-  REPLACEMENT HEDGES, INCLUDING BIODEGRADABLE SHEET AND BARK MULCH (ACCORDING TO SPECIFICATION). REFER TO HEDGE SCHEDULES ON PLAN AND THE SCHEDULE OF QUANTITIES. SEE SPECIFICATION NOTES 1.1-1.2, 2.1-2.3, 3.1-3.3, 4.1-4.2 AND 5.1.
-  HEDGE PLANTING, INCLUDING BIODEGRADABLE SHEET AND BARK MULCH (ACCORDING TO SPECIFICATION) INCLUDING TIMBER BOARD EDGING TO SEPARATE FROM GRAVEL AREA. REFER TO HEDGE SCHEDULES ON PLAN AND THE SCHEDULE OF QUANTITIES. SEE SPECIFICATION NOTES 1.1-1.2, 2.1-2.3, 3.1-3.3, 4.1-4.2 AND 5.1.
-  WASHED, ROUNDED, BUFF COLOURED GRAVEL, 20mm GAUGE, 40mm DEPTH, FINISHED LEVEL 15mm BELOW ADJACENT SURFACE. LAY OVER COARSETEXT OVER LIGHTLY CONSOLIDATED SUBGRADE.
-  FLORAL LAWN MIX. REFER TO PLANT SCHEDULE FOR SPECIFICATION OF MIX.
-  CULTIVATED TURF UNLESS OTHERWISE STATED ON PLAN. SEE SPECIFICATION NOTES B4, C5 AND E1.
-  WILDFLOWER SEEDED AREA. REFER TO PLANT SCHEDULE FOR SPECIFICATION OF MIX.
-  WILDFLOWER HEDGEROW MIX SEEDED AREA. REFER TO PLANT SCHEDULE FOR SPECIFICATION OF MIX.
-  CLIMBING SHRUB IN SHRUB BEDS, GRASS/ GRAVEL OR IN PITTS IN PAVING. (SEE PLAN, TYPING VARIETIES (MARKED) SEE NOTE C7, SEE CLIMBING VARIETIES (MARKED) SEE NOTE C8. SEE SPECIFICATION NOTES A1, B1-3, C1-3, D1-2 AND E1).
-  SPECIMEN SHRUBS IN SHRUB BEDS OR PIT PLANTED IN GRASS/ GRAVEL AREAS. SPECIMEN SHRUBS IN GRASS ARE MEASURED SEPARATELY IN SCHEDULE OF QUANTITIES. SEE SPECIFICATION NOTES A1, B1-3, C1-3, D1-2 AND E1.
-  EXISTING TREE TO BE RETAINED. SEE GENERAL NOTE A1 AND E1 IF PREPARED. SEE ALSO JAMES BLAKE ASSOCIATES PLAN AND SCHEDULE FOR ANY SURGERY WORKS.
-  EXISTING VEGETATION GROUP OR HEDGE TO BE RETAINED. SEE GENERAL NOTE A1 AND E1 IF PREPARED. SEE ALSO JAMES BLAKE ASSOCIATES PLAN AND SCHEDULE FOR ANY SURGERY WORKS.
-  AREA TO BE RETAINED GROUND FLORA
-  0.8M HIGH KNEE RAIL AS PER ARCHITECTS PROPOSALS
-  BITUMEN MACADAM FOOTPATHS AND HARDSTANDINGS WITHIN OPEN SPACE AREAS. WITH FLAT TOPPED PCC EDGING. ALL LAD FINISH ALL TO FALLS / CROSSFALLS OR SIMILAR AND APPROVED
-  4M BUFFER ZONE FROM CENTERLINE OF EXISTING HEDGES
-  SCHWEGLER 1SP HOUSE SPARROW TERRACE. AVAILABLE FROM NHBS TEL: 01803 865913 OR SIMILAR AND APPROVED. INSTALLED UNDER EAVES FACING NORTH OR EAST, OR SIMILAR AND APPROVED.
-  SCHWEGLER HSS SHIFT BOX. AVAILABLE FROM NHBS TEL: 01803 865913 OR SIMILAR AND APPROVED. INSTALLED UNDER EAVES FACING NORTH OR EAST, OR SIMILAR AND APPROVED.
-  SCHWEGLER KESTREL NEST BOX. AVAILABLE FROM NHBS TEL: 01803 865913 OR SIMILAR AND APPROVED. INSTALLED UNDER EAVES FACING NORTH OR EAST, OR SIMILAR AND APPROVED.
-  SCHWEGLER 3SV NEXT BOX. AVAILABLE FROM NHBS TEL: 01803 865913 OR SIMILAR AND APPROVED. INSTALLED UNDER EAVES FACING NORTH OR EAST, OR SIMILAR AND APPROVED.
-  INTEGRATED ECO BAT BOX. AVAILABLE FROM NHBS TEL: 01803 865913 OR SIMILAR AND APPROVED. INSTALLED UNDER EAVES FACING DIRECTION AS SHOWN ON PLAN, OR SIMILAR AND APPROVED.

# PHASE 2A



**LANDSCAPE PROGRAMMING**

**DUE TO NATIONAL PLANT SHORTAGE, PLANTS MAY TAKE UP TO 4 WEEKS TO BE DELIVERED. EARLY LEAD-IN FOR SOFT LANDSCAPE IS ESSENTIAL.**

REV	DATE	DETAILS	BY
1	21/02/21	ISSUED FOR TENDER	JBA
2	22/02/21	ISSUED TO REVISE PLANTS AND COMMENTS RECEIVED 22/02/21 AND ADDED ECO ENHANCEMENTS	JBA
3	23/02/21	ISSUED TO REVISE PLANTS AND COMMENTS RECEIVED 23/02/21 AND ADDED ECO ENHANCEMENTS	JBA
4	24/02/21	ISSUED TO REVISE PLANTS AND COMMENTS RECEIVED 24/02/21 AND ADDED ECO ENHANCEMENTS	JBA
5	25/02/21	ISSUED TO REVISE PLANTS AND COMMENTS RECEIVED 25/02/21 AND ADDED ECO ENHANCEMENTS	JBA
6	26/02/21	ISSUED TO REVISE PLANTS AND COMMENTS RECEIVED 26/02/21 AND ADDED ECO ENHANCEMENTS	JBA
7	27/02/21	ISSUED TO REVISE PLANTS AND COMMENTS RECEIVED 27/02/21 AND ADDED ECO ENHANCEMENTS	JBA
8	28/02/21	ISSUED TO REVISE PLANTS AND COMMENTS RECEIVED 28/02/21 AND ADDED ECO ENHANCEMENTS	JBA
9	29/02/21	ISSUED TO REVISE PLANTS AND COMMENTS RECEIVED 29/02/21 AND ADDED ECO ENHANCEMENTS	JBA
10	30/02/21	ISSUED TO REVISE PLANTS AND COMMENTS RECEIVED 30/02/21 AND ADDED ECO ENHANCEMENTS	JBA
11	31/02/21	ISSUED TO REVISE PLANTS AND COMMENTS RECEIVED 31/02/21 AND ADDED ECO ENHANCEMENTS	JBA

CLIENT	PERSON HOMES SUFFOLK	DWG TITLE	DETAILED LANDSCAPE PROPOSALS FOR PLOTS AND POS FOR PHASE 2B
SITE	WINTERBURN PHASE 2B	DATE	FEBRUARY 2021
PURPOSE OF ISSUE	PLANNING	DWG NO.	JBA 1933141
DRG BY	JBA	AUTHD	JBA
CHECKED	JBA	SCALE	1:250@A1
DATE	FEBRUARY 2021	REV.	E

**JAMES BLAKE ASSOCIATES**

Head Office: 34-42 Out Westgate, Bay St Edmunds, Suffolk, IP33 3PA Tel: (01284) 335797  
 www.jamesblake.co.uk  
 LANDSCAPE ARCHITECTURE o ARBORICULTURE o ECOLOGY

ALLOTMENTS