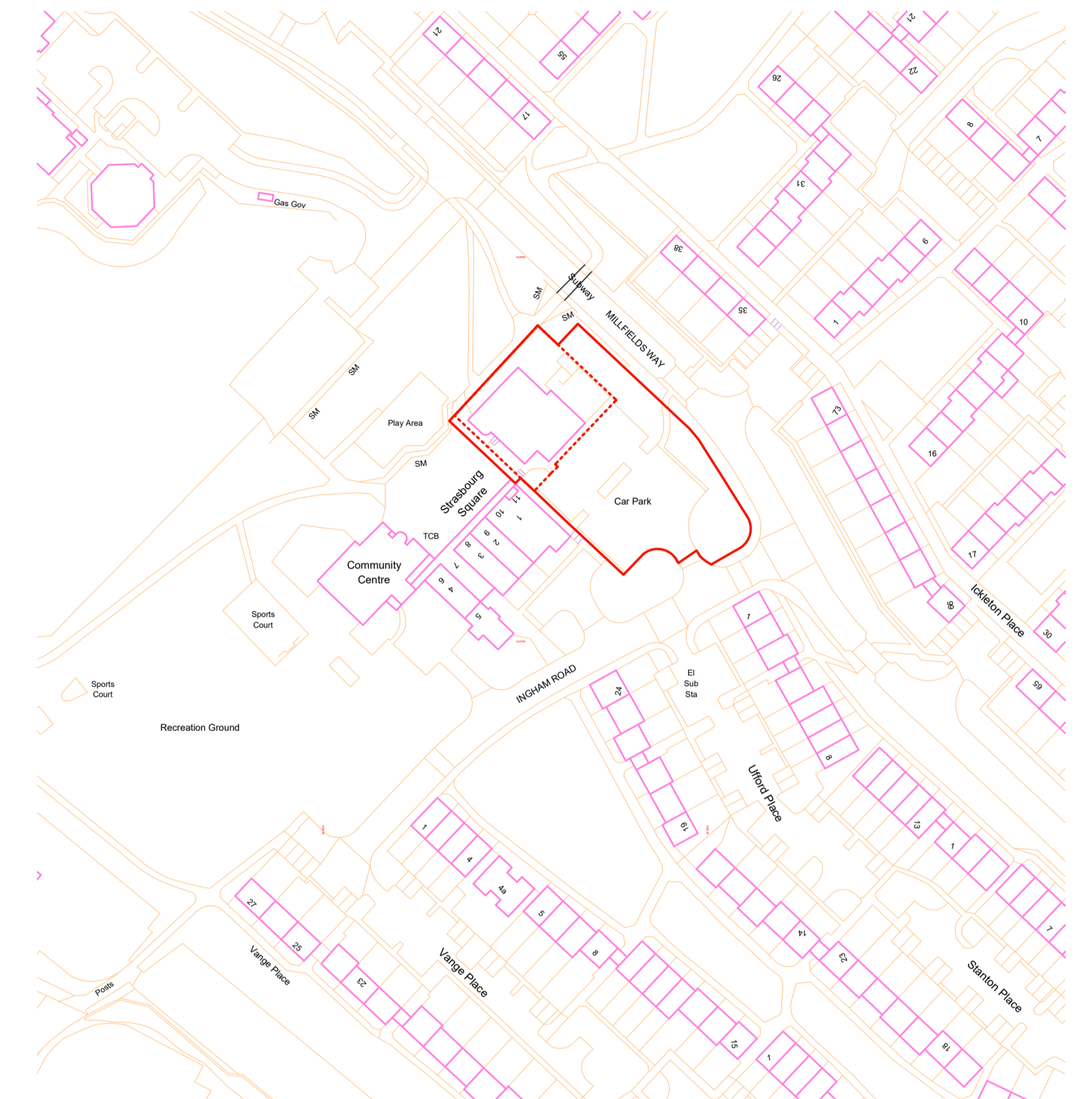
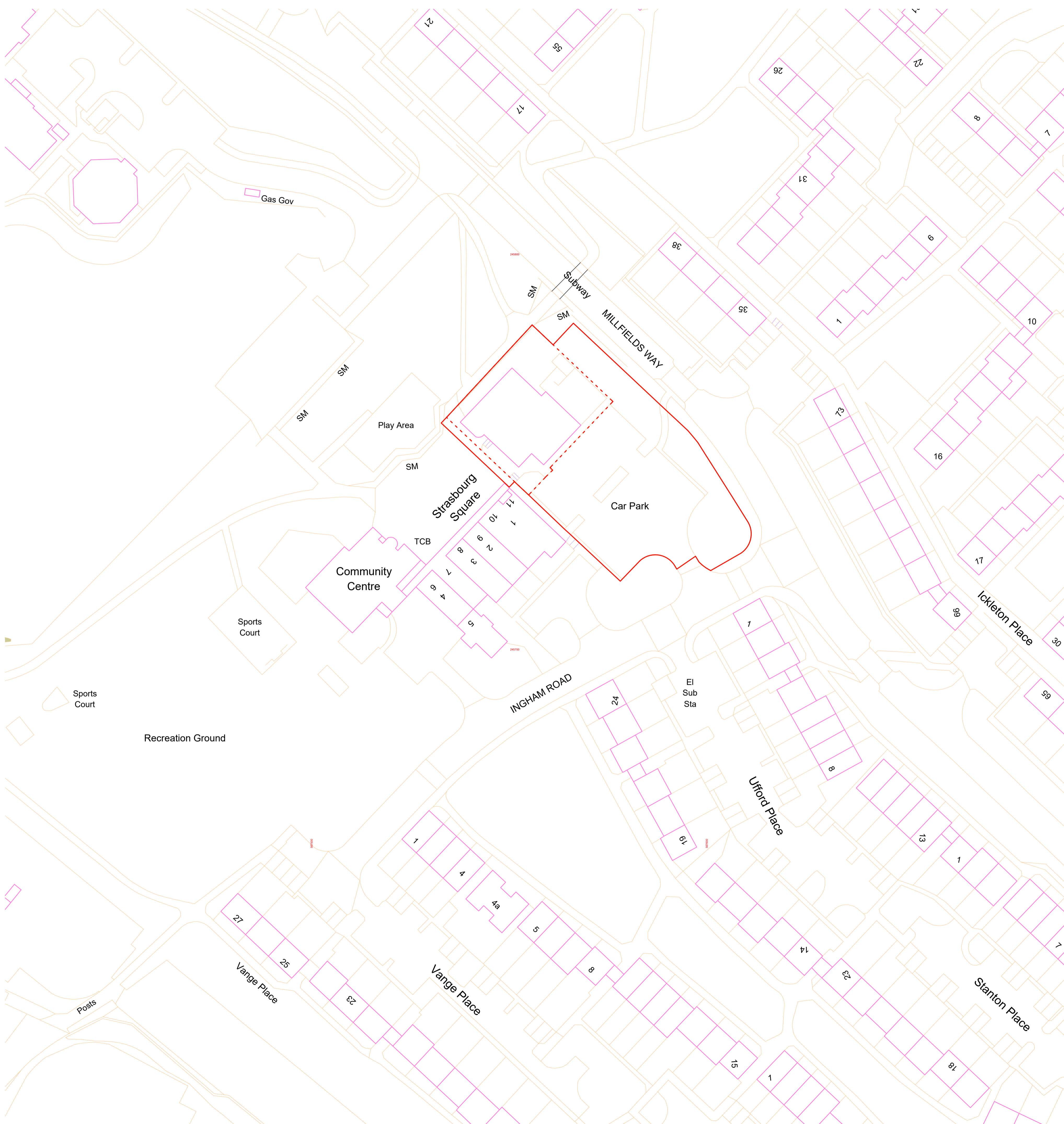


DO NOT SCALE FROM THIS DRAWING  
 ALL DIMENSIONS TO BE CONFIRMED ON SITE BY THE  
 CONTRACTOR PRIOR TO CONSTRUCTION

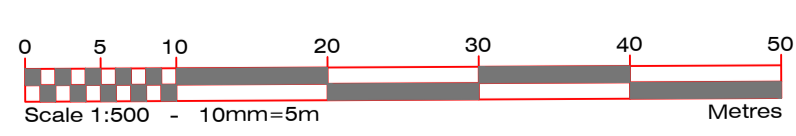
HEALTH AND SAFETY INFORMATION

REF CONSTRUCTION RISKS



**SITE LOCATION PLAN - 1:1250**  
 0 10 20 30 40 50 60 70 80 90 100 110 120 130 140 150  
 Scale 1:1250 - 20mm=25m Metres

**SITE BLOCK PLAN - 1:500**



Red dashed line denotes site ownership boundary  
 Red line denotes application boundary

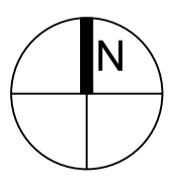
04	30/06/17	SR	SITE BOUNDARY AMENDED TO SEBC COMMENT
03	10/01/17	SR	SITE BOUNDARY ADDED TO LOCATION PLAN
02	08/01/17	SR	UPDATED AS COMMENTS FROM PLANNERS
01	12/12/16	SR	PLANNING SUBMISSION
00	08/11/16	CR	FIRST ISSUE
REV	DATE	CHK	AMENDMENTS

UNIT A  
 Homefield Rd  
 Haverhill  
 Suffolk  
 CB9 8QP

tel: 01440 760090  
 email: info@radfordgroup.co.uk  
 www.radfordgroup.co.uk



KEY PLAN



CLIENT  
**RADFORD HOMES**

JOB  
**THE VIXEN  
 HAVERHILL**

DRAWING  
**SITE LOCATION PLAN**

PLANNING			
SCALE	AS NOTED	PAPER	A1 DATE NOV 2016
JOB	DWG	REV	04
<b>RH101</b>		<b>P001</b>	