



Half round wood profile details with curved corners as drawn to front and curved fascia and to be painted in RAL 3015 light pink

Projection sign where marked to have mirror gold frame be internally lit with RAL3015 Light Pink background, flat cut gold letters for COLMO LOUNGE. Café bar and the curved edge frame to be in signal black 9004.

CAFE BAR to be flat cut letters in RAL9004 Signal Black

Timber window frames and entrance doors to be decorated in RAL3015 Light Pink

Main signage more spaced than usual between individual letters in a slight 1920's style font - faces in mirror gold with signal black return

Trough lighting in the same colour to light signage this also to run the whole length of the signage over the café bar too.

Existing stone fascia to be repainted in Farrow & Ball No.315 Naperon

Reeded glass to transom

Wall cylinder spot lights in brass installed to each pilaster as shown - <https://www.dykeanddean.com/products/wall-cylinder-spot-lights-brass>

Curved rendered wall to be paint finished in Farrow & Ball No.315 Naperon

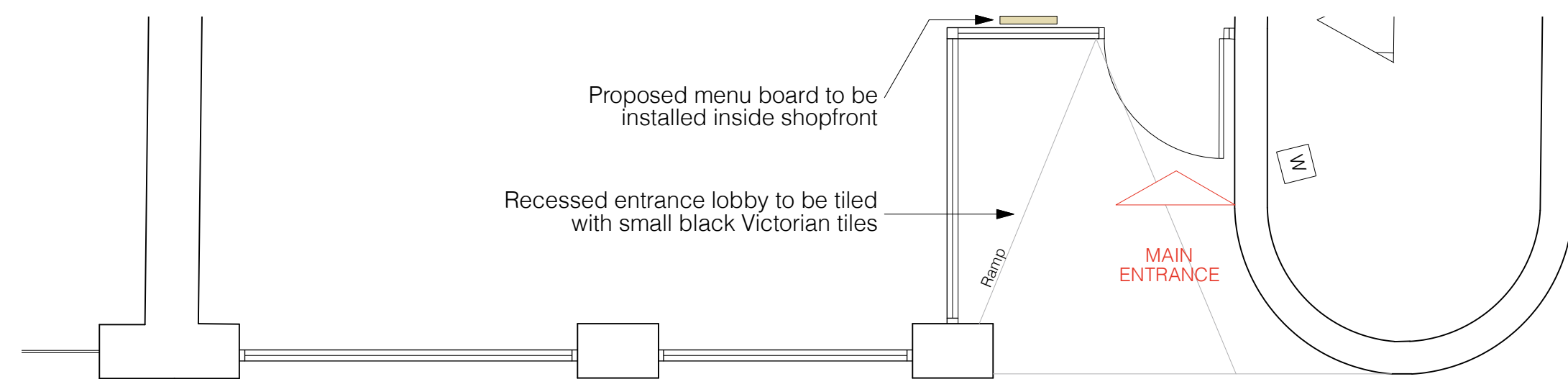
New paint finished timber entrance door & screen with menu box located inside left hand window and reeded glass to transom



Scale (m)

SOUTHEAST ELEVATION - 1:50@A1, 1:100@A3

HIGH STREET SOUTHWEST ELEVATION - 1:50@A1, 1:100@A3



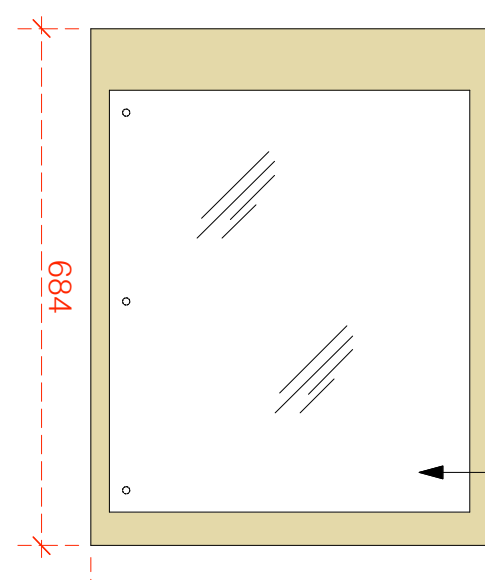
PROPOSED SHOPFRONT PLAN Scale 1:50@A1, 1:100@A3

Proposed menu board to be installed inside shopfront

Recessed entrance lobby to be tiled with small black Victorian tiles

Ramp

MAIN ENTRANCE



0 0.5m

MENU BOARD DETAIL - Scale 1:10@A1, 1:20@A3

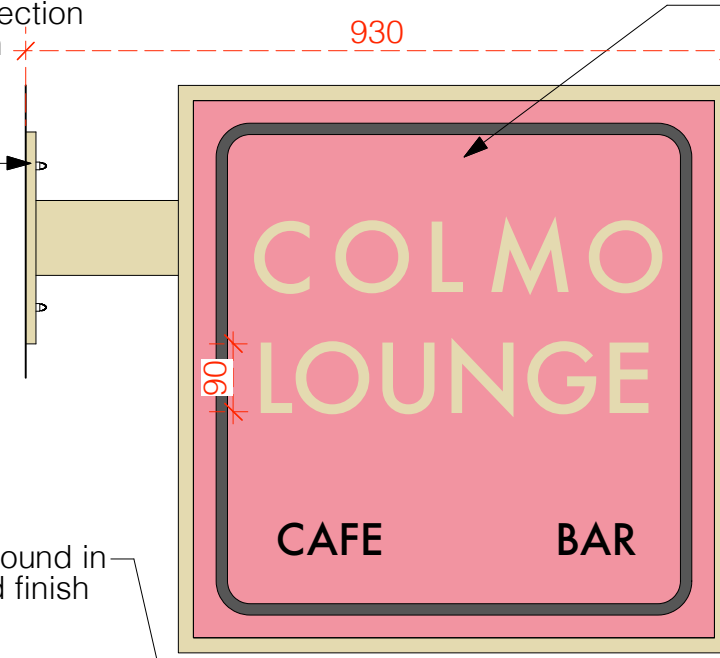
LED light strip fixed to upper internal edge of menu board, concealed by frame as indicated.

Mounting brackets indicated thus.

Menu board to have a mirror gold frame with laminated glass, openable, side hinged, door to front. Install LED light strip to upper section internally (as indicated) to light the menu from above.

Fixing for projection sign

Surround in gold finish



Top view

PROJECTING SIGN DETAIL - Scale 1:10@A1, 1:20@A3

0 0.5m

New internally lit projecting sign to have gold frame/ surround.

Lightbox insert colour in RAL3015 Light Pink with COLMO LOUNGE lettering in flat cut mirror gold.

CAFE BAR in RAL9004 Signal Black. Illumination comes from within the box to backlight the logo.

Fixing bracket to be in gold finish box section to contain electrical feed.

Surround in gold finish

Side view

Trough light in Farrow & Ball No.315 Naperon to light signage below and running the whole length of the signage, including the 'Café Bar' sign. Lighting to be in soft warm white, max luminance of 300Cd/m2

Half round wood profile details with curved corners painted in RAL 3015 Light Pink

Face of fascia

65

300

COLMO LOUNGE to be powder coated metal individual lettering.

To have mirror gold faces and RAL9004 Signal Black returns

50

70

70

70

70

70

70

70

70

PROPOSED FASCIA SIGN DETAIL Scale 1:5@A1, 1:10@A3

0 0.5m

B 27-06-25 FW CL amends  
A 25-06-25 FW Entrance revised  
Rev Date Initials Details

Purpose of Issue  
CONSENT TO DISPLAY AN ADVERTISEMENT

RICHARD PEDLAR ARCHITECTS  
ARCHITECTURE • CONSERVATION • URBAN DESIGN

RPCA St Brandon's House 29 Great George Street  
Bristol BS1 5QT • 0117 974 2612  
www.rpca.co.uk • info@rpca.co.uk



Project COLMO LOUNGE at 1-5 High Street,  
Haverhill, Suffolk CB9 8AA

Client Loungers Ltd

Title Proposed Shopfront and Signage

Drawing No. LNG4962.06B

Scale 1:100 @ A1 1:200 @ A3 Date JUNE 2025

Responsibility is not accepted for errors made by others in scaling from this drawing. All construction information to be taken from figured dimensions only.