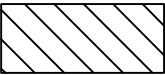




LAYOUT DM02

NOTES

- It is an offence to carry out any works within the public highway without permission of the Highway Authority.
- Any conditions which the Local Planning Authority may give referring to this drawing do NOT give the applicant permission to carry out works within the Public Highway.
- Unless otherwise agreed in writing all works within the Highway will be carried out by the County Council at the applicant's expense.
- The County Council Area Manager must be contacted at the address shown opposite.
-  Area to be constructed to the satisfaction of the Local Planning Authority in consultation with the County Council as Highway Authority.
-  Visibility Splay areas to be free from all obstructions to visibility exceeding h above carriageway level.
- Sustainable drainage is required to prevent surface water entering the Highway.
- Gate should be set back at least 5m from channel of carriageway and open inwards.
-  Area to be properly surfaced with a bound material for a minimum of 5m from edge of highway boundary.

Dimensions in Metres (min):		
Visibility Height	h	0.6
Visibility Splay Set Back	X	2.4**

** Unless conditioned otherwise

		Single access	Shared access
Entrance Width	V	3	4.5

Speed limit:		30mph (MfS)*	30mph (where MfS* does not apply)	40mph	50mph	60mph
Visibility Splay	Y1 & Y2	43/59#	90	120	160	215

* MfS Manual for Streets – SCC can advise where these standards apply.
 # 43m is appropriate where actual speeds are considered to be within the 30mph speed limit. 59m includes an allowance of a small margin for speeds in excess of the speed limit or to be agreed.

COUNTY COUNCIL AREA MANAGERS

East Area Manager,
 County Buildings,
 Street Farm Road,
 Saxmundham,
 IP17 1AL
 Tel 01728 652400
 east.area@suffolk.gov.uk

West Area Manager,
 West Suffolk House,
 Western Way,
 Bury St Edmunds,
 IP33 3YU
 Tel. 01284 758868
 west.area@suffolk.gov.uk

Central Area Manager
 Phoenix House,
 3 Goddard Road,
 Ipswich,
 IP1 5NP
 Tel. 01473 341414
 central.area@suffolk.gov.uk

Ipswich Area Manager
 Phoenix House,
 3 Goddard Road,
 Ipswich,
 IP1 5NP
 Tel. 01473 341588
 ipswich.area@suffolk.gov.uk



Director of Economy, Skills & Environment,
 Suffolk County Council
 Endeavour House
 8 Russell Road
 Ipswich
 Suffolk IP1 2BX

DOMESTIC VEHICULAR ACCESS OVER FOOTWAY
 Without pedestrian visibility requirement

REV.	DESCRIPTION	CHECKED	DATE
A	Updates on notes	SDB	8/14
B	Update to Note 9	BC	01/15

	INIT.	DATE	PROJECT TITLE	
ORIGINATOR	REH	09/12	DEVELOPMENT MANAGEMENT DRAWINGS	
CHECKER	JN	09/12	SCALE	DATE
DESIGNER	SDB	09/12	Not to Scale	Sept 2012
REVIEWER	CAG	09/12	DRAWING No. DM02	