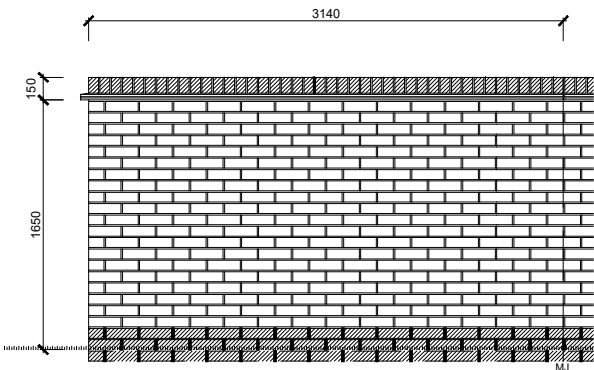
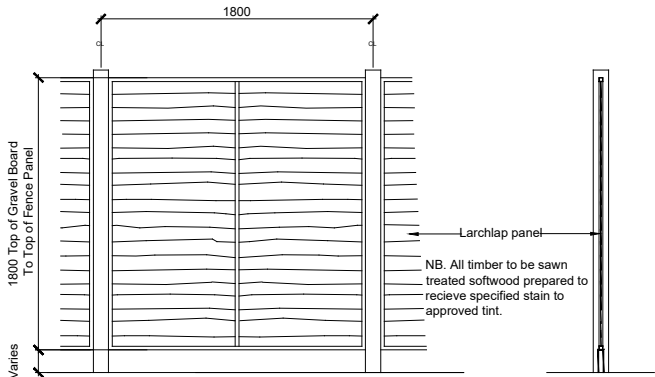


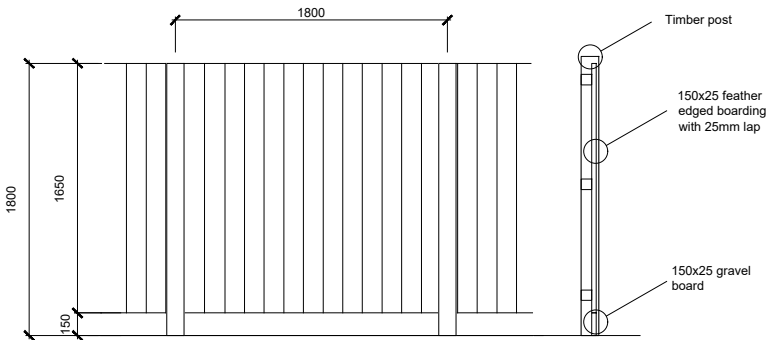
A9-B2, HAVERHILL, SUFFOLK
PROPOSED BOUNDARY DETAILS



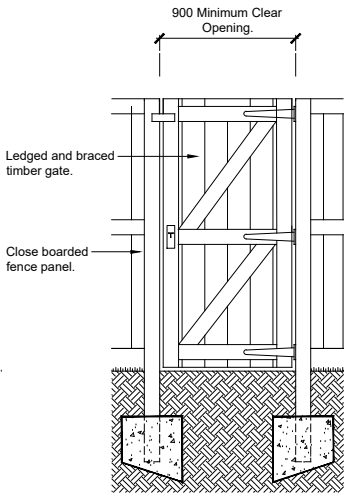
Brick Boundary Wall (1.8m High)



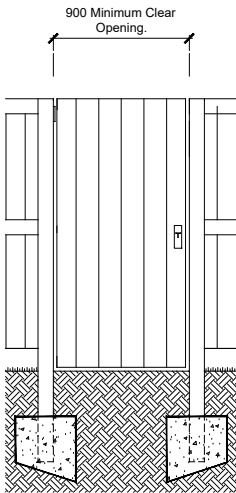
Panel Fence (1.8m High)



Close Board Fence (1.8m High)



Timber Garden Gate
(1.8m High)
Rear Elevation



Timber Garden Gate
(1.8m High)
Front Elevation

0 0.5 1 2 3 4 5m

SCALE 1:50

B	03-11-25	RM modification	YC
A	09-10-25	Hedge detail omitted, panel fence detail added	YC
Rev	Date	Amendment	Initials

Project:
A9-B2, HAVERHILL,
SUFFOLK

Client:
DRAWING TITLE

Drawing:
PROPOSED BOUNDARY DETAILS

Drawing no: 24.2068A9-B2.2500 Rev: B

Scale@A3: 1:50 Date: OCT' 25 Drawn: JC Checked: CG

FINC Architects Ltd
61-63 New London Road | Chelmsford | Essex | CM2 0ND

T: +44 (0)1245 933988
W: www.fincarchitects.com
E: company@fincarchitects.com

Disclaimer: © FINC Architects Limited holds the copyright to all the information contained within this document and their written consent must be obtained before copying or using the data other than for the purpose it was originally supplied.

All dimensions and measurements to be checked on site.
Do not scale from this drawing. This drawing is to be printed in colour.

PLANNING ISSUE